

ANBAUANLEITUNG

mounting instructions • instructions de montage • instrucciones de montaje • istruzioni di montaggio

DGS.00.910.22000

beinhaltet • contains • contient • contiene • contiene

DGS.00.910.500.01

DGS.00.910.500.02

DGS.00.910.80600

DGS.00.910.80700

DGS.00.910.80800

DGS.00.910.80900

DGS.00.910.81000

BC.WPB.00.002.20000

BC.WPB.00.002.20000/Y

BC.WPB.00.003.20000

BC.WPB.00.005.20000

BC.WPB.00.010.20000

BC.WPB.00.020.20000

BC.WPB.00.026.10000

BC.LOC.00.002.10100/B

MONTAGEANLEITUNG / MOUNTING INSTRUCTIONS

Art.-Nr. / Item No.: DGS.00.910.500.01 / .02 · Revision: 00 · 05 - 2022

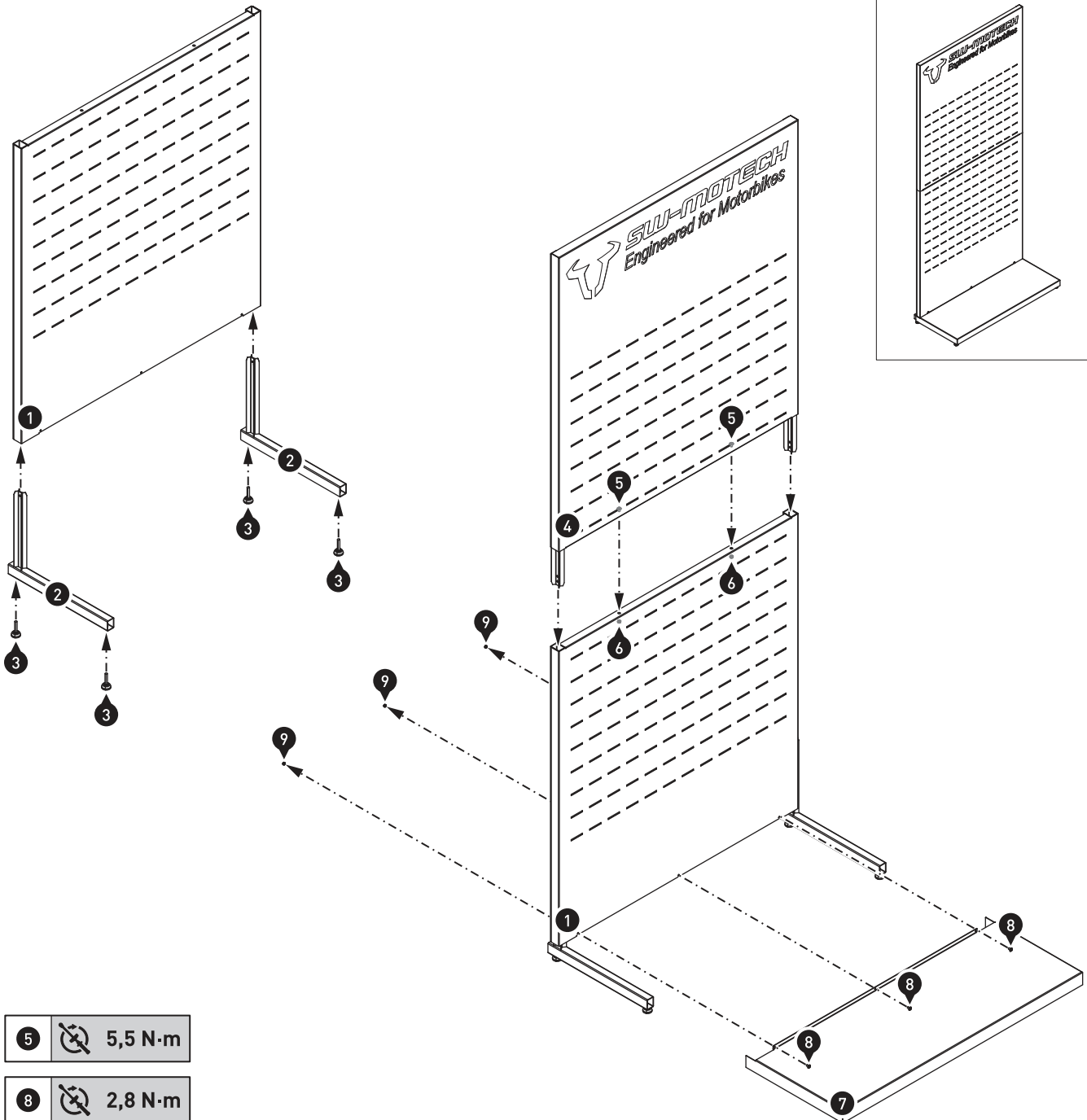

Verkaufsdisplay Version Wand
Sales display version wall

WARNUNG / WARNING



Lassen Sie sich beim Aufbau des VerkaufsdDisplays unbedingt von einer zweiten Person helfen!
 Be sure to have a second person help you set up the sales display!

Nr. No.	Art.-Nr. / Bezeichnung Item No. / Description	Anzahl Quantity
[1]	DGS.00.910.912.01	1 / 1
[2]	DGS.00.910.911.01	2 / 2
[3]	DGS.00.910.028	4 / 4
[4]	DGS.00.910.913.01	1 / 1
[5]	M6 x 10; ISO 7380	2 / 2
[6]	M6; DIN 985	2 / 2
[7]	DGS.00.910.029	1 / 1
[8]	M5 x 10; ISO 7380	3 / 3
[9]	M5; DIN 985	3 / 3



MONTAGEANLEITUNG / MOUNTING INSTRUCTIONS

Art.-Nr. / Item No.: DGS.00.910.510.01 / .02 · Revision: 00 · 05 - 2022

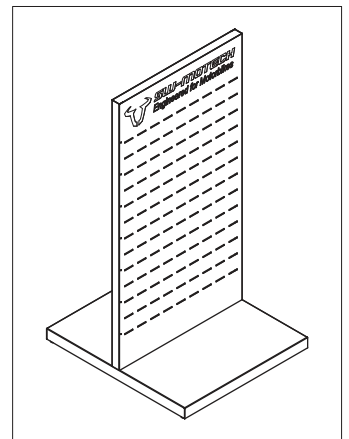
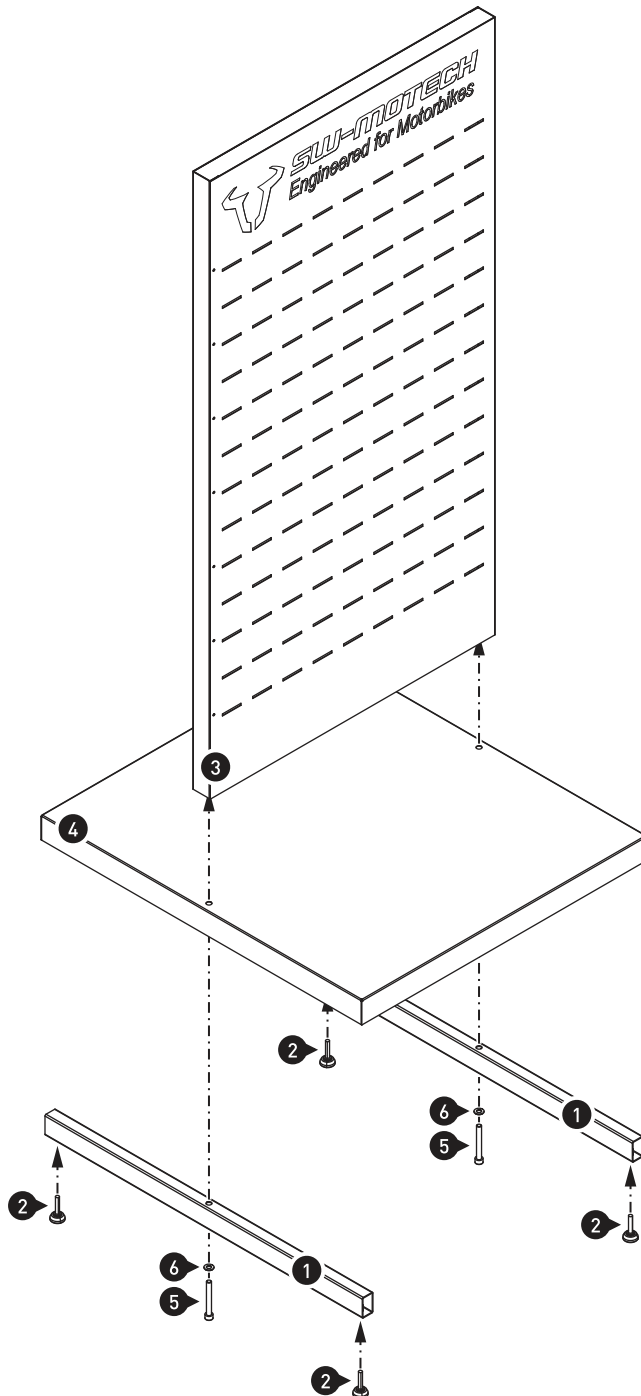
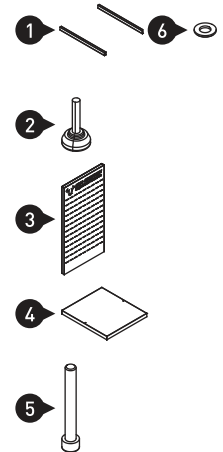
Verkaufsdisplay Version Raum Sales display version room

WARNUNG / WARNING



Lassen Sie sich beim Aufbau des Verkaufsdisplays unbedingt von einer zweiten Person helfen!
Be sure to have a second person help you set up the sales display!

Nr. No.	Art.-Nr. / Bezeichnung Item No. / Description	Anzahl Quantity
(1)	DGS.00.910.026	1 / 1
(2)	DGS.00.910.028	4 / 4
(3)	DGS.00.910.901.01	1 / 1
(4)	DGS.00.910.902.01	1 / 1
(5)	M10 x 80; DIN 912	2 / 2
(6)	∅ 10,5; DIN 125	2 / 2



MONTAGEANLEITUNG / MOUNTING INSTRUCTIONS

Art.-Nr. / Item No.: DGS.00.910.500.01 / .02 · Revision: 00 · 05 - 2022

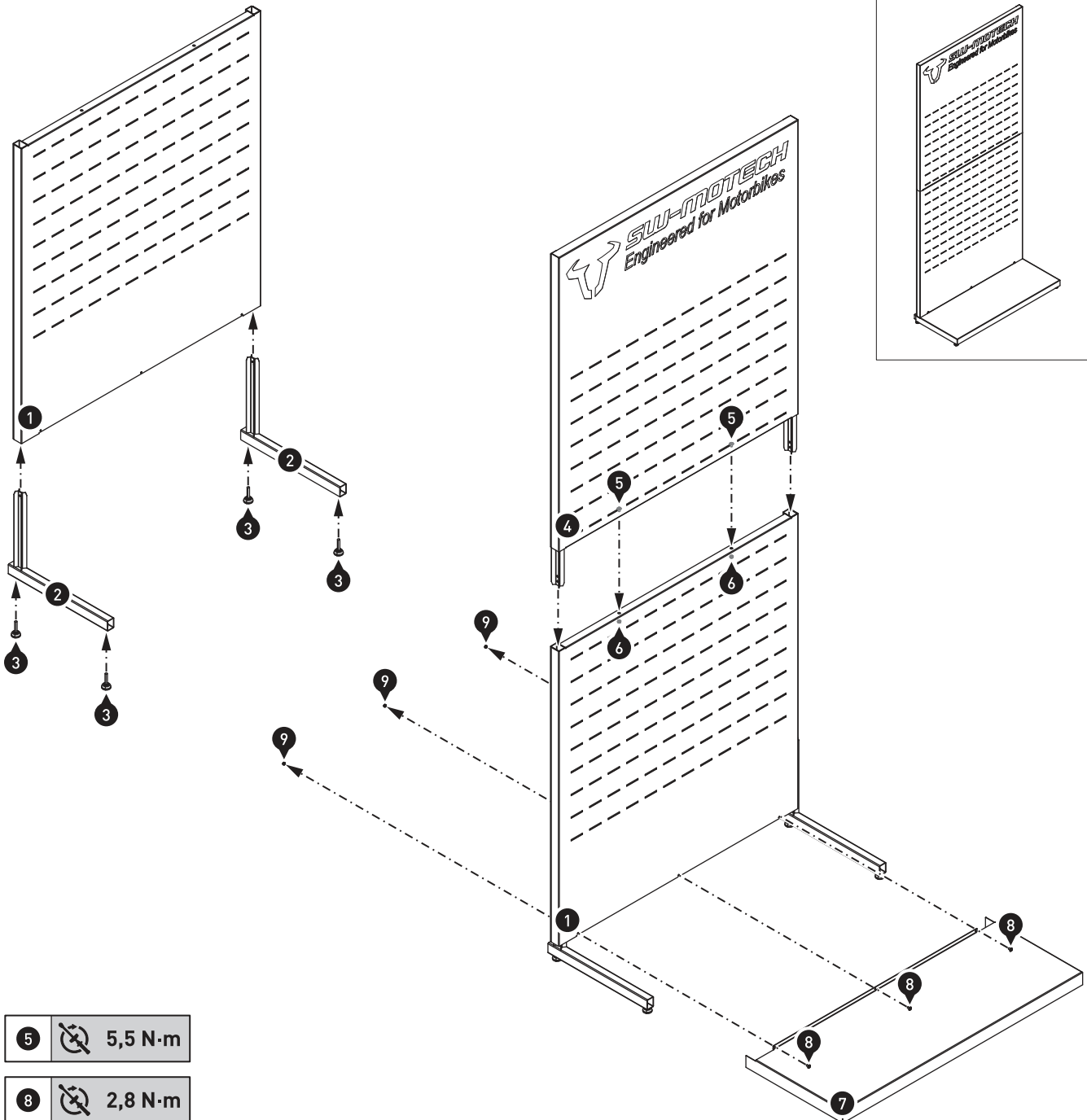
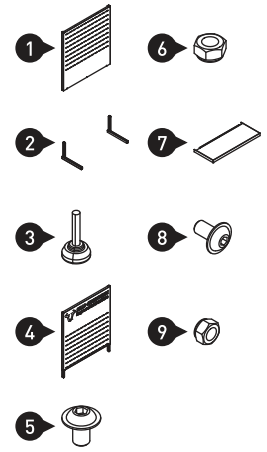
Verkaufsdisplay Version Wand
Sales display version wall

WARNUNG / WARNING



Lassen Sie sich beim Aufbau des VerkaufsdDisplays unbedingt von einer zweiten Person helfen!
 Be sure to have a second person help you set up the sales display!

Nr. No.	Art.-Nr. / Bezeichnung Item No. / Description	Anzahl Quantity
[1]	DGS.00.910.912.01	1 / 1
[2]	DGS.00.910.911.01	2 / 2
[3]	DGS.00.910.028	4 / 4
[4]	DGS.00.910.913.01	1 / 1
[5]	M6 x 10; ISO 7380	2 / 2
[6]	M6; DIN 985	2 / 2
[7]	DGS.00.910.029	1 / 1
[8]	M5 x 10; ISO 7380	3 / 3
[9]	M5; DIN 985	3 / 3



- [5] 5,5 N·m
- [8] 2,8 N·m

MONTAGEANLEITUNG / MOUNTING INSTRUCTIONS

Art.-Nr. / Item No.: DGS.00.910.510.01 / .02 · Revision: 00 · 05 - 2022

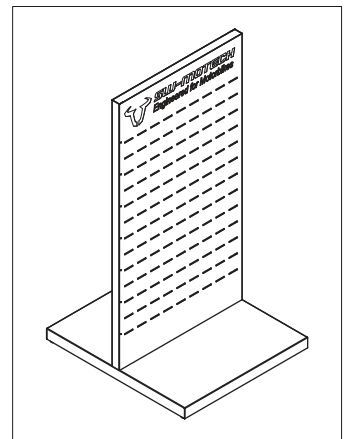
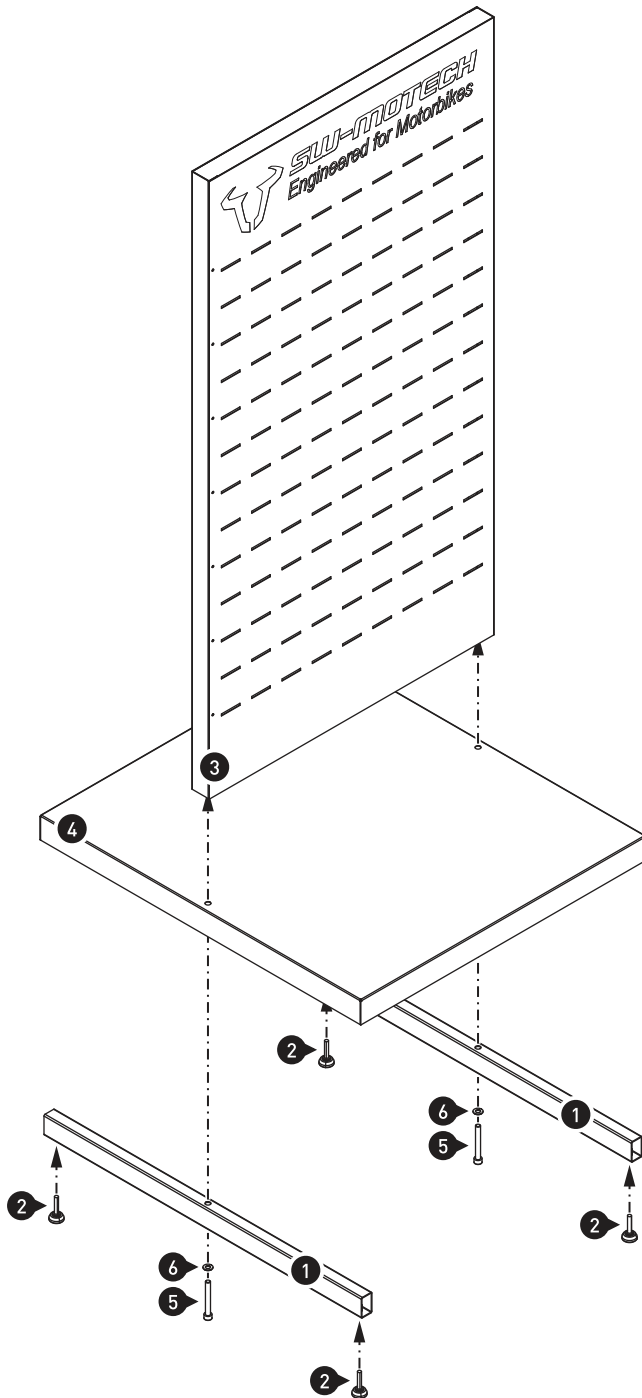
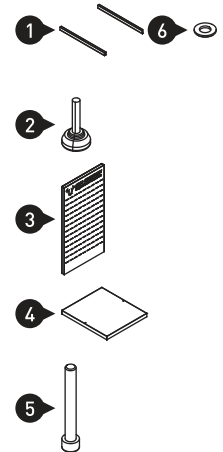
Verkaufsdisplay Version Raum
Sales display version room

WARNUNG / WARNING



Lassen Sie sich beim Aufbau des Verkaufsdisplays unbedingt von einer zweiten Person helfen!
Be sure to have a second person help you set up the sales display!

Nr. No.	Art.-Nr. / Bezeichnung Item No. / Description	Anzahl Quantity
(1)	DGS.00.910.026	1 / 1
(2)	DGS.00.910.028	4 / 4
(3)	DGS.00.910.901.01	1 / 1
(4)	DGS.00.910.902.01	1 / 1
(5)	M10 x 80; DIN 912	2 / 2
(6)	∅ 10,5; DIN 125	2 / 2



5 20 N·m

Version Raum & Wand



Allgemein

Displaygröße

- Version Raum (B/T/H): 80 x 90 x 157 cm
- Version Wand (B/T/H): 110 x 47 x 240 cm

Optionen

Verkaufsdisplay mit vorgegebener Bestückung pro Produktwelt

- Gestell, Haken und Aufnahmen passend enthalten und kostenlos
- Kosten: Alle Produkte zu üblichen Konditionen
- Versionen: Wand (einseitig) und Raum (zweiseitig)

Verkaufsdisplay ohne Bestückung

- Bestückung frei wählbar, mit eigener Zusammenstellung am POS
- Kosten: Gestell 250€ zzgl. MwSt, Aufnahmen zusätzlich
- Versionen: Wand (einseitig) und Raum (zweiseitig)

Produktwelten



Waterproof und Zubehör



PRO Seitenträger



SLC Seitenträger



Topcases und Zubehör



ION Tankrucksäcke, Hecktaschen und Zubehör



PRO Tankrucksäcke und Zubehör



PRO Hecktaschen und Zubehör

Display inkl. Bestückung und Aufnahmen

Artikelnummer	Name
DGS.00.910.20200	Verkaufsdisplay Wand mit Bestückung. Thema: Waterproof und Zubehör.
DGS.00.910.20300	Verkaufsdisplay Wand mit Bestückung. Thema: PRO Seitenträger.
DGS.00.910.20400	Verkaufsdisplay Wand mit Bestückung. Thema: SLC Seitenträger.
DGS.00.910.20500	Verkaufsdisplay Wand mit Bestückung. Thema: Topcases und Zubehör.
DGS.00.910.21200	Verkaufsdisplay Wand mit Bestückung. Thema: ION Tankrucksäcke, Hecktaschen und Zubehör.
DGS.00.910.21401	Verkaufsdisplay Wand mit Bestückung. Thema: PRO Tankrucksäcke und Zubehör.
DGS.00.910.21700	Verkaufsdisplay Wand mit Bestückung. Thema: PRO Hecktaschen und Zubehör.
DGS.00.910.21800	Verkaufsdisplay Wand mit Bestückung. Thema: PRO Tankrucksäcke und Zubehör Teil 2.
DGS.00.910.20800	Verkaufsdisplay Raum mit Bestückung. Thema: Waterproof und Zubehör.
DGS.00.910.20900	Verkaufsdisplay Raum mit Bestückung. Thema: PRO Seitenträger.
DGS.00.910.21000	Verkaufsdisplay Raum mit Bestückung. Thema: SLC Seitenträger.
DGS.00.910.21100	Verkaufsdisplay Raum mit Bestückung. Thema: Topcases und Zubehör.
DGS.00.910.21300	Verkaufsdisplay Raum mit Bestückung. Thema: ION Tankrucksäcke, Hecktaschen und Zubehör.
DGS.00.910.21501	Verkaufsdisplay Raum mit Bestückung. Thema: PRO Tankrucksäcke und Zubehör.
DGS.00.910.21600	Verkaufsdisplay Raum mit Bestückung. Thema: PRO Hecktaschen und Zubehör.
DGS.00.910.21900	Verkaufsdisplay Raum mit Bestückung. Thema: PRO Tankrucksäcke und Zubehör Teil 2.

Display ohne Bestückung

Artikelnummer	Name	Preis (zzgl. MwSt)
DGS.00.910.10000	Verkaufsdisplay Version Wand. Gestell komplett. Ohne Bestückung. Ohne Aufnahmen.	250,00 €
DGS.00.910.11000	Verkaufsdisplay Version Raum. Gestell komplett. Ohne Bestückung. Ohne Aufnahmen.	250,00 €
DGS.00.910.80100	Aufnahme für Verkaufsdisplay. Einzelblech für Kleinteile.	16,00 €
DGS.00.910.80200	Aufnahme für Verkaufsdisplay. Mit PRO Seitenträger.	17,00 €
DGS.00.910.80300	Aufnahme für Verkaufsdisplay. Mit SLC Seitenträger.	17,00 €
DGS.00.910.80400	Aufnahme für Verkaufsdisplay. Mit STREET-RACK Gepäckträger.	23,00 €
DGS.00.910.80500	Aufnahme für Verkaufsdisplay. Mit ADVENTURE-RACK Gepäckträger.	23,00 €
DGS.00.910.81100	Aufnahme für Verkaufsdisplay. Mit Tankring Tester für ION TRT.	12,00 €
DGS.00.910.81200	Aufnahme für Verkaufsdisplay. Mit Tankring Tester für PRO TRT.	12,00 €
DGS.00.910.80600	Doppelhaken für Verkaufsdisplay. L=100 mm.	2,50 €
DGS.00.910.80700	Doppelhaken für Verkaufsdisplay. L=150 mm.	2,50 €
DGS.00.910.80800	Doppelhaken für Verkaufsdisplay. L=200 mm.	2,50 €
DGS.00.910.80900	Doppelhaken für Verkaufsdisplay. L=300 mm.	2,50 €
DGS.00.910.81000	Flachovalhaken für Verkaufsdisplay. L=400 mm.	6,00 €

Waterproof und Zubehör: Lieferumfang

Artikelnummer	Name	Menge
BC.WPB.00.004.10001	Triton Rucksack	2
BC.WPB.00.005.10002	Drybag 20 Gürteltasche	3
BC.WPB.00.010.10001	Drybag 80 Hecktasche	3
BC.WPB.00.017.10000	Drypack Packsack-Set	4
BC.WPB.00.018.10000	Drybag 180 Hecktasche	3
BC.WPB.00.019.10000	Flexpack Faltrucksack	3
BC.WPB.00.020.10000	Drybag 260 Hecktasche	3
BC.WPB.00.001.10001	Drybag 350 Hecktasche grau	4
BC.WPB.00.001.10001/Y	Drybag 350 Hecktasche gelb	2
BC.WPB.00.002.10001	Drybag 600 Hecktasche grau	4
BC.WPB.00.002.10001/Y	Drybag 600 Hecktasche gelb	2
BC.WPB.00.021.10000	Drybag 700 Hecktasche	2
BC.LOC.00.002.10100/B	Motorradtaschen-Kabelschloss. Spiralkabel.	5
BC.ROK.00.711.10000/B	ROK Straps. 310-1060 mm.	3
BC.ROK.00.711.10100/B	ROK Straps. 500-1500 mm.	3

PRO Seitenträger: Lieferumfang

Artikelnummer	Name	Menge
ALK.00.165.16303	Schließzylinder-Satz 6/2	5
ALK.00.733.10000L/S	TRAX ADV L Links Silber	1
ALK.00.733.10000R/S	TRAX ADV L Rechts Silber	1
ALK.00.733.11000L/B	TRAX ADV M Links Schwarz	1
ALK.00.733.11000R/B	TRAX ADV M Rechts Schwarz	1
BC.ALK.00.732.10000/B	TRAX Innentasche	3
BC.ALK.00.732.10100/B	TRAX Deckel-Innentasche	3
BC.ALK.00.732.10400/B	Deckelnetz für Seitenkoffer	3
BC.ALK.00.732.10700/B	TRAX Zusatztasche	3
KFT.00.152.35100	Adapterkit für PRO Seitenträger TRAX	3
BC.HTA.00.675.12000/B	AERO Seitenkoffer	1
KFT.00.152.35200	Adapterkit für PRO Seitenträger AERO	3
BC.SYS.00.003.10000	SysBag 30	2
SYS.00.003.10000L/B	Adapterplatte links	2
SYS.00.003.10000R/B	Adapterplatte rechts	2
SYS.00.001.13000	Adapter-Kit für SysBag	5

SLC Seitenträger: **Lieferumfang**

Artikelnummer	Name	Menge
BC.HTA.00.401.10100L	LG Seitentasche LC1 links	1
BC.HTA.00.401.10100R	LG Seitentasche LC1 rechts	1
BC.HTA.00.402.10200L	LG Seitentasche LC2 links	1
BC.HTA.00.402.10200R	LG Seitentasche LC2 rechts	1
BC.HTA.00.677.10000L/B	URBAN Seitenkoffer links	2
BC.HTA.00.677.10000R/B	URBAN Seitenkoffer rechts	2
HTA.00.401.15100	Universal Seitenaufnahme links	1
HTA.00.401.15200	Universal Seitenaufnahme rechts	1
BC.SYS.00.001.10000	SysBag 10	2
BC.SYS.00.002.10000	SysBag 15	2
SYS.00.001.10000L/B	Adapterplatte für SysBag 10 links	1
SYS.00.001.10000R/B	Adapterplatte für SysBag 10 rechts	1
SYS.00.002.10000L/B	Adapterplatte für SysBag 15 links	1
SYS.00.002.10000R/B	Adapterplatte für SysBag 15 rechts	1
SYS.00.001.13000	Adapter-Kit für SysBag	3

Topcases und Zubehör: Lieferumfang

Artikelnummer	Name	Menge
ALK.00.165.16303	Schließzylinder-Satz 6/2	5
ALK.00.165.16503	Schließzylinder-Satz 2/2	5
ALK.00.732.10200/B	TRAX ADV Sozius-Rückenlehne	3
ALK.00.733.15000/B	TRAX ADV Topcase schwarz	2
ALK.00.733.15000/S	TRAX ADV Topcase silbern	2
BC.ALK.00.732.10300/B	TRAX Topcase Innentasche	3
BC.ALK.00.732.10600/B	TRAX ADV Topcase Deckelnetz	3
GPT.00.152.35100/B	Adapterkit für ADVENTURE-RACK Gepäckträger	3
BC.HTA.00.677.21000/B	URBAN Topcase für STREET-RACK	2
BC.HTA.00.677.22000/B	URBAN Topcase Verzurrvariante	2

ION Hecktaschen und Tankrucksäcke: Lieferumfang

Artikelnummer	Name	Menge
BC.TRS.00.201.10001	ION ONE	3
BC.TRS.00.202.10001	ION TWO	3
BC.TRS.00.203.10001	ION THREE	3
TRT.	ION TRT 1	3
TRT.	ION TRT 2	3
TRT.	ION TRT 3	3
BC.HTA.00.201.10000	ION S	4
BC.HTA.00.202.10000	ION M	2
BC.HTA.00.203.10000	ION L	3

PRO Tankrucksäcke I: Lieferumfang

Artikelnummer	Name	Menge
BC.TRS.00.101.30000	PRO Sport	2
BC.TRS.00.102.30000	PRO Trial	2
BC.TRS.00.103.30000	PRO GS	2
BC.TRS.00.104.30000	PRO City	2
BC.TRS.00.107.30000	PRO Engage	2
BC.TRS.00.108.30000	PRO Daypack	3
BC.TRS.00.110.30000	PRO Micro	3
TRT.	PRO TRT 1	3
TRT.	PRO TRT 2	3
TRT.	PRO TRT 3	3
BC.LOC.00.002.10100/B	Motorradtaschen-Kabelschloss. Spiralkabel.	5
BC.TRS.00.151.30000	Tablet Drybag für PRO Tankrucksack	3
BC.TRS.00.152.30000	Smartphone Drybag für PRO Tankrucksack	3
TL.00.940.10000	T-LOCK	3
TRT.00.640.20001	Diebstahlsicherung für Tankrucksack	3
TRT.00.787.10100/B	Erhöhungselement 6mm	2
TRT.00.787.10200/B	Erhöhungselement 12mm	2

PRO Tankrucksäcke II: Lieferumfang

Artikelnummer	Name	Menge
BC.TRS.00.111.30000	PRO Daypack Magnet-Halterung	2
BC.TRS.00.112.30000	PRO Enduro Riemen	2
BC.TRS.00.153.30000	PRO Pocket	3
BC.WPB.00.022.10000	PRO Yukon WP	3
BC.WPB.00.023.10000	PRO Enduro WP	2
BC.WPB.00.024.10000	PRO City WP	2
BC.WPB.00.025.10000	PRO Cross WP	2

PRO Hecktaschen und Zubehör: Lieferumfang

Artikelnummer	Name	Menge
BC.HTA.00.301.30000	PRO Travelbag Hecktasche	1
BC.HTA.00.304.30000	PRO Rearbag Hecktasche	2
BC.HTA.00.305.30000	PRO Rackpack Hecktasche	2
BC.HTA.00.306.30000	PRO Cargobag Hecktasche	3
BC.HTA.00.307.30000	PRO Roadpack Hecktasche	3
BC.HTA.00.308.30000	PRO Plus Zusatztasche	3
BC.HTA.00.309.30000	PRO Base	2
BC.HTA.00.350.30000	PRO Tentbag	1
BC.LOC.00.001.10200/B	Motorradtaschen-Schloss. Mit Zahlencode.	5
BC.LOC.00.002.10100/B	Motorradtaschen-Kabelschloss. Spiralkabel.	5

PRO Tankring-Tester Tischversion



Artikelnummer

DGS.00.787.10000/B

Name

Tankring-Tester PRO Tischversion

Preis (zzgl. MwSt)

17,00 €

Version room & wall



General

Display size

- Version room (W/D/H): 80 x 90 x 157 cm
- Version wall (W/D/H): 110 x 47 x 240 cm

Options

Sales display with predefined placement per product world

- Rack, hooks and mounts included and free of charge
- Costs: all products at usual conditions
- Version: wall (one-sided) and room (two-sided)

Sales display without products

- Products freely selectable, with own composition at POS
- Cost: display 250€ without VaT, hooks and mounts not included
- Version: wall (one-sided) and room (two-sided)

Product worlds



Waterproof and accessories



PRO side carriers



SLC side carriers



Topcase and accessories



ION tank bags, tail bags and accessories



PRO tank bags and accessories



PRO tails bags and accessories

Display including products and mounting

Article number	Name
DGS.00.910.20200	Sales display - wall with equipment. Theme: Waterproof and accessories.
DGS.00.910.20300	Sales display - wall with equipment. Theme: PRO side carrier.
DGS.00.910.20400	Sales display - wall with equipment. Theme: SLC side carrier.
DGS.00.910.20500	Sales display - wall with equipment. Theme: Topcases and accessories.
DGS.00.910.21200	Sales display - wall with equipment. Theme: ION tank bag, tail bag and accessories.
DGS.00.910.21401	Sales display - wall with equipment. Theme: PRO tank bag and accessories.
DGS.00.910.21700	Sales display - wall with equipment. Theme: PRO tail bag and accessories.
DGS.00.910.21800	Sales display - wall with equipment. Theme: PRO tank bag and accessories part 2.
DGS.00.910.20800	Sales display - room with equipment. Theme: Waterproof and accessories.
DGS.00.910.20900	Sales display - room with equipment. Theme: PRO side carrier.
DGS.00.910.21000	Sales display - room with equipment. Theme: SLC side carrier.
DGS.00.910.21100	Sales display - room with equipment. Thema: Topcases and accessories.
DGS.00.910.21300	Sales display - room with equipment. Theme: ION tank bag, tail bag and accessories.
DGS.00.910.21501	Sales display - room with equipment. Theme: PRO tank bag and accessories.
DGS.00.910.21600	Sales display - room with equipment. Theme: PRO tail bag and accessories.
DGS.00.910.21900	Sales display - room with equipment. Theme: PRO tank bag and accessories part 2.

Waterproof and accessories: Scope of delivery

Article number	Name	Amount
BC.WPB.00.004.10001	Triton back pack	2
BC.WPB.00.005.10002	Drybag 20 belt pouch	3
BC.WPB.00.010.10001	Drybag 80 tail bag	3
BC.WPB.00.017.10000	Drypack storage bag set	4
BC.WPB.00.018.10000	Drybag 180 tail bag	3
BC.WPB.00.019.10000	Flexpack backpack	3
BC.WPB.00.020.10000	Drybag 260 tail bag	3
BC.WPB.00.001.10001	Drybag 350 tail bag grey	4
BC.WPB.00.001.10001/Y	Drybag 350 tail bag yellow	2
BC.WPB.00.002.10001	Drybag 600 tail bag grey	4
BC.WPB.00.002.10001/Y	Drybag 600 tail bag yellow	2
BC.WPB.00.021.10000	Drybag 700 tailbag	2
BC.LOC.00.002.10100/B	Cable lock for motorcycle luggage.	5
BC.ROK.00.711.10000/B	ROK Straps. 310-1060 mm.	3
BC.ROK.00.711.10100/B	ROK Straps. 500-1500 mm.	3

PRO side carrier: Scope of delivery

Article number	Name	Amount
ALK.00.165.16303	TRAX lock set 6/2	5
ALK.00.733.10000L/S	TRAX ADV L left Silver	1
ALK.00.733.10000R/S	TRAX ADV L right Silver	1
ALK.00.733.11000L/B	TRAX ADV M left black	1
ALK.00.733.11000R/B	TRAX ADV M right black	1
BC.ALK.00.732.10000/B	TRAX inner bag	3
BC.ALK.00.732.10100/B	TRAX inner lid bag	3
BC.ALK.00.732.10400/B	TRAX ADV M lid net	3
BC.ALK.00.732.10700/B	TRAX expansion bag	3
KFT.00.152.35100	Adapter kit for PRO side carrier TRAX	3
BC.HTA.00.675.12000/B	AERO ABS side case set	1
KFT.00.152.35200	Adapter kit for PRO side carrier AERO	3
BC.SYS.00.003.10000	SysBag 30	2
SYS.00.003.10000L/B	Adapter plate left	2
SYS.00.003.10000R/B	Adapter plate right	2
SYS.00.001.13000	Adapter kit for SysBag	5

SLC side carrier: Scope of delivery

Article number	Name	Amount
BC.HTA.00.401.10100L	LG Side bag LC1 left	1
BC.HTA.00.401.10100R	LG Side bag LC1 right	1
BC.HTA.00.402.10200L	LG Side bag LC2 left	1
BC.HTA.00.402.10200R	LG Side bag LC2 right	1
BC.HTA.00.677.10000L/B	URBAN ABS side case left	2
BC.HTA.00.677.10000R/B	URBAN ABS side case right	2
HTA.00.401.15100	Universal side bracket left	1
HTA.00.401.15200	Universal side bracket right	1
BC.SYS.00.001.10000	SysBag 10	2
BC.SYS.00.002.10000	SysBag 15	2
SYS.00.001.10000L/B	Adapter plate left for SysBag 10	1
SYS.00.001.10000R/B	Adapter plate right for SysBag 10	1
SYS.00.002.10000L/B	Adapter plate left for SysBag 15	1
SYS.00.002.10000R/B	Adapter plate right for SysBag 15	1
SYS.00.001.13000	Adapter kit for SysBag	3

Topcases and accessories: Scope of delivery

Article number	Name	Amount
ALK.00.165.16303	TRAX lock set 6/2	5
ALK.00.165.16503	TRAX lock set 2/2	5
ALK.00.732.10200/B	TRAX ADV top case passenger backrest	3
ALK.00.733.15000/B	TRAX ADV Top case black	2
ALK.00.733.15000/S	TRAX ADV Top case silver	2
BC.ALK.00.732.10300/B	TRAX top case inner bag	3
BC.ALK.00.732.10600/B	TRAX ADV top case lid net	3
GPT.00.152.35100/B	Adapter kit for ADVENTURE-RACK	3
BC.HTA.00.677.21000/B	URBAN ABS top case	2
BC.HTA.00.677.22000/B	URBAN ABS top case (Lashing option)	2

ION tail bags and tank bags: Scope of delivery

Article number	Name	Amount
BC.TRS.00.201.10001	ION ONE	3
BC.TRS.00.202.10001	ION TWO	3
BC.TRS.00.203.10001	ION THREE	3
TRT.	ION TRT 1	3
TRT.	ION TRT 2	3
TRT.	ION TRT 3	3
BC.HTA.00.201.10000	ION S	4
BC.HTA.00.202.10000	ION M	2
BC.HTA.00.203.10000	ION L	3

PRO tank bags I: Scope of delivery

Article number	Name	Amount
BC.TRS.00.101.30000	PRO Sport	2
BC.TRS.00.102.30000	PRO Trial	2
BC.TRS.00.103.30000	PRO GS	2
BC.TRS.00.104.30000	PRO City	2
BC.TRS.00.107.30000	PRO Engage	2
BC.TRS.00.108.30000	PRO Daypack	3
BC.TRS.00.110.30000	PRO Micro	3
TRT.	PRO TRT 1	3
TRT.	PRO TRT 2	3
TRT.	PRO TRT 3	3
BC.LOC.00.002.10100/B	Cable lock for motorcycle luggage	5
BC.TRS.00.151.30000	Tablet Drybag for PRO tank bag	3
BC.TRS.00.152.30000	Smartphone Drybag for PRO tank bag	3
TL.00.940.10000	T-LOCK	3
TRT.00.640.20001	Anti-theft protection for PRO/ EVO tank bag	3
TRT.00.787.10100/B	Heightening for PRO tank ring 6mm	2
TRT.00.787.10200/B	Heightening for PRO tank ring 12mm	2

PRO tank bags II: Scope of delivery

Article number	Name	Amount
BC.TRS.00.111.30000	PRO Daypack magnetic	2
BC.TRS.00.112.30000	PRO Enduro strap tank bag	2
BC.TRS.00.153.30000	PRO Pocket	3
BC.WPB.00.022.10000	PRO Yukon WP	3
BC.WPB.00.023.10000	PRO Enduro WP	2
BC.WPB.00.024.10000	PRO City WP	2
BC.WPB.00.025.10000	PRO Cross WP	2

PRO tail bags and accesories: scope of supply

Article Number	Name	Amount
BC.HTA.00.301.30000	PRO Travelbag tailbag	1
BC.HTA.00.304.30000	PRO Rearbag tailbag	2
BC.HTA.00.305.30000	PRO Rackpack tailbag	2
BC.HTA.00.306.30000	PRO Cargobag tailbag	3
BC.HTA.00.307.30000	PRO Roadpack tailbag	3
BC.HTA.00.308.30000	PRO Plus accessory bag	3
BC.HTA.00.309.30000	PRO Base	2
BC.HTA.00.350.30000	PRO Tentbag	1
BC.LOC.00.001.10200/B	Lock for motorcycle luggage; combination lock	5
BC.LOC.00.002.10100/B	Cable lock for motorcycle luggage; combination lock	5

PRO tank ring-tester table version



Partnumber

DGS.00.787.10000/B

Name

Tank ring-tester PRO table version

Price (excl. VAT)

17,00 €

Version Raum & Wand



Allgemein

Displaygröße

- Version Raum (B/T/H): 80 x 90 x 157 cm
- Version Wand (B/T/H): 110 x 47 x 240 cm

Optionen

Verkaufsdisplay mit vorgegebener Bestückung pro Produktwelt

- Gestell, Haken und Aufnahmen passend enthalten und kostenlos
- Kosten: Alle Produkte zu üblichen Konditionen
- Versionen: Wand (einseitig) und Raum (zweiseitig)

Verkaufsdisplay ohne Bestückung

- Bestückung frei wählbar, mit eigener Zusammenstellung am POS
- Kosten: Gestell 250€ zzgl. MwSt, Aufnahmen zusätzlich
- Versionen: Wand (einseitig) und Raum (zweiseitig)

Produktwelten



Waterproof und Zubehör



PRO Seitenträger



SLC Seitenträger



Topcases und Zubehör



ION Tankrucksäcke, Hecktaschen und
Zubehör



PRO Tankrucksäcke und Zubehör



PRO Hecktaschen und Zubehör

Display inkl. Bestückung und Aufnahmen

Artikelnummer	Name
DGS.00.910.20200	Verkaufsdisplay Wand mit Bestückung. Thema: Waterproof und Zubehör.
DGS.00.910.20300	Verkaufsdisplay Wand mit Bestückung. Thema: PRO Seitenträger.
DGS.00.910.20400	Verkaufsdisplay Wand mit Bestückung. Thema: SLC Seitenträger.
DGS.00.910.20500	Verkaufsdisplay Wand mit Bestückung. Thema: Topcases und Zubehör.
DGS.00.910.21200	Verkaufsdisplay Wand mit Bestückung. Thema: ION Tankrucksäcke, Hecktaschen und Zubehör.
DGS.00.910.21401	Verkaufsdisplay Wand mit Bestückung. Thema: PRO Tankrucksäcke und Zubehör.
DGS.00.910.21700	Verkaufsdisplay Wand mit Bestückung. Thema: PRO Hecktaschen und Zubehör.
DGS.00.910.21800	Verkaufsdisplay Wand mit Bestückung. Thema: PRO Tankrucksäcke und Zubehör Teil 2.
DGS.00.910.20800	Verkaufsdisplay Raum mit Bestückung. Thema: Waterproof und Zubehör.
DGS.00.910.20900	Verkaufsdisplay Raum mit Bestückung. Thema: PRO Seitenträger.
DGS.00.910.21000	Verkaufsdisplay Raum mit Bestückung. Thema: SLC Seitenträger.
DGS.00.910.21100	Verkaufsdisplay Raum mit Bestückung. Thema: Topcases und Zubehör.
DGS.00.910.21300	Verkaufsdisplay Raum mit Bestückung. Thema: ION Tankrucksäcke, Hecktaschen und Zubehör.
DGS.00.910.21501	Verkaufsdisplay Raum mit Bestückung. Thema: PRO Tankrucksäcke und Zubehör.
DGS.00.910.21600	Verkaufsdisplay Raum mit Bestückung. Thema: PRO Hecktaschen und Zubehör.
DGS.00.910.21900	Verkaufsdisplay Raum mit Bestückung. Thema: PRO Tankrucksäcke und Zubehör Teil 2.

Display ohne Bestückung

Artikelnummer	Name	Preis (zzgl. MwSt)
DGS.00.910.10000	Verkaufsddisplay Version Wand. Gestell komplett. Ohne Bestückung. Ohne Aufnahmen.	250,00 €
DGS.00.910.11000	Verkaufsddisplay Version Raum. Gestell komplett. Ohne Bestückung. Ohne Aufnahmen.	250,00 €
DGS.00.910.80100	Aufnahme für Verkaufsddisplay. Einzelblech für Kleinteile.	16,00 €
DGS.00.910.80200	Aufnahme für Verkaufsddisplay. Mit PRO Seitenträger.	17,00 €
DGS.00.910.80300	Aufnahme für Verkaufsddisplay. Mit SLC Seitenträger.	17,00 €
DGS.00.910.80400	Aufnahme für Verkaufsddisplay. Mit STREET-RACK Gepäckträger.	23,00 €
DGS.00.910.80500	Aufnahme für Verkaufsddisplay. Mit ADVENTURE-RACK Gepäckträger.	23,00 €
DGS.00.910.81100	Aufnahme für Verkaufsddisplay. Mit Tankring Tester für ION TRT.	12,00 €
DGS.00.910.81200	Aufnahme für Verkaufsddisplay. Mit Tankring Tester für PRO TRT.	12,00 €
DGS.00.910.80600	Doppelhaken für Verkaufsddisplay. L=100 mm.	2,50 €
DGS.00.910.80700	Doppelhaken für Verkaufsddisplay. L=150 mm.	2,50 €
DGS.00.910.80800	Doppelhaken für Verkaufsddisplay. L=200 mm.	2,50 €
DGS.00.910.80900	Doppelhaken für Verkaufsddisplay. L=300 mm.	2,50 €
DGS.00.910.81000	Flachovalhaken für Verkaufsddisplay. L=400 mm.	6,00 €

Waterproof und Zubehör: Lieferumfang

Artikelnummer	Name	Menge
BC.WPB.00.004.10001	Triton Rucksack	2
BC.WPB.00.005.10002	Drybag 20 Gürteltasche	3
BC.WPB.00.010.10001	Drybag 80 Hecktasche	3
BC.WPB.00.017.10000	Drypack Packsack-Set	4
BC.WPB.00.018.10000	Drybag 180 Hecktasche	3
BC.WPB.00.019.10000	Flexpack Faltrucksack	3
BC.WPB.00.020.10000	Drybag 260 Hecktasche	3
BC.WPB.00.001.10001	Drybag 350 Hecktasche grau	4
BC.WPB.00.001.10001/Y	Drybag 350 Hecktasche gelb	2
BC.WPB.00.002.10001	Drybag 600 Hecktasche grau	4
BC.WPB.00.002.10001/Y	Drybag 600 Hecktasche gelb	2
BC.WPB.00.021.10000	Drybag 700 Hecktasche	2
BC.LOC.00.002.10100/B	Motorradtaschen-Kabelschloss. Spiralkabel.	5
BC.ROK.00.711.10000/B	ROK Straps. 310-1060 mm.	3
BC.ROK.00.711.10100/B	ROK Straps. 500-1500 mm.	3

PRO Seitenträger: Lieferumfang

Artikelnummer	Name	Menge
ALK.00.165.16303	Schließzylinder-Satz 6/2	5
ALK.00.733.10000L/S	TRAX ADV L Links Silber	1
ALK.00.733.10000R/S	TRAX ADV L Rechts Silber	1
ALK.00.733.11000L/B	TRAX ADV M Links Schwarz	1
ALK.00.733.11000R/B	TRAX ADV M Rechts Schwarz	1
BC.ALK.00.732.10000/B	TRAX Innentasche	3
BC.ALK.00.732.10100/B	TRAX Deckel-Innentasche	3
BC.ALK.00.732.10400/B	Deckelnetz für Seitenkoffer	3
BC.ALK.00.732.10700/B	TRAX Zusatztasche	3
KFT.00.152.35100	Adapterkit für PRO Seitenträger TRAX	3
BC.HTA.00.675.12000/B	AERO Seitenkoffer	1
KFT.00.152.35200	Adapterkit für PRO Seitenträger AERO	3
BC.SYS.00.003.10000	SysBag 30	2
SYS.00.003.10000L/B	Adapterplatte links	2
SYS.00.003.10000R/B	Adapterplatte rechts	2
SYS.00.001.13000	Adapter-Kit für SysBag	5

SLC Seitenträger: **Lieferumfang**

Artikelnummer	Name	Menge
BC.HTA.00.401.10100L	LG Seitentasche LC1 links	1
BC.HTA.00.401.10100R	LG Seitentasche LC1 rechts	1
BC.HTA.00.402.10200L	LG Seitentasche LC2 links	1
BC.HTA.00.402.10200R	LG Seitentasche LC2 rechts	1
BC.HTA.00.677.10000L/B	URBAN Seitenkoffer links	2
BC.HTA.00.677.10000R/B	URBAN Seitenkoffer rechts	2
HTA.00.401.15100	Universal Seitenaufnahme links	1
HTA.00.401.15200	Universal Seitenaufnahme rechts	1
BC.SYS.00.001.10000	SysBag 10	2
BC.SYS.00.002.10000	SysBag 15	2
SYS.00.001.10000L/B	Adapterplatte für SysBag 10 links	1
SYS.00.001.10000R/B	Adapterplatte für SysBag 10 rechts	1
SYS.00.002.10000L/B	Adapterplatte für SysBag 15 links	1
SYS.00.002.10000R/B	Adapterplatte für SysBag 15 rechts	1
SYS.00.001.13000	Adapter-Kit für SysBag	3

Topcases und Zubehör: Lieferumfang

Artikelnummer	Name	Menge
ALK.00.165.16303	Schließzylinder-Satz 6/2	5
ALK.00.165.16503	Schließzylinder-Satz 2/2	5
ALK.00.732.10200/B	TRAX ADV Sozius-Rückenlehne	3
ALK.00.733.15000/B	TRAX ADV Topcase schwarz	2
ALK.00.733.15000/S	TRAX ADV Topcase silbern	2
BC.ALK.00.732.10300/B	TRAX Topcase Innentasche	3
BC.ALK.00.732.10600/B	TRAX ADV Topcase Deckelnetz	3
GPT.00.152.35100/B	Adapterkit für ADVENTURE-RACK Gepäckträger	3
BC.HTA.00.677.21000/B	URBAN Topcase für STREET-RACK	2
BC.HTA.00.677.22000/B	URBAN Topcase Verzurrvariante	2

ION Hecktaschen und Tankrucksäcke: Lieferumfang

Artikelnummer	Name	Menge
BC.TRS.00.201.10001	ION ONE	3
BC.TRS.00.202.10001	ION TWO	3
BC.TRS.00.203.10001	ION THREE	3
TRT.	ION TRT 1	3
TRT.	ION TRT 2	3
TRT.	ION TRT 3	3
BC.HTA.00.201.10000	ION S	4
BC.HTA.00.202.10000	ION M	2
BC.HTA.00.203.10000	ION L	3

PRO Tankrucksäcke I: Lieferumfang

Artikelnummer	Name	Menge
BC.TRS.00.101.30000	PRO Sport	2
BC.TRS.00.102.30000	PRO Trial	2
BC.TRS.00.103.30000	PRO GS	2
BC.TRS.00.104.30000	PRO City	2
BC.TRS.00.107.30000	PRO Engage	2
BC.TRS.00.108.30000	PRO Daypack	3
BC.TRS.00.110.30000	PRO Micro	3
TRT.	PRO TRT 1	3
TRT.	PRO TRT 2	3
TRT.	PRO TRT 3	3
BC.LOC.00.002.10100/B	Motorradtaschen-Kabelschloss. Spiralkabel.	5
BC.TRS.00.151.30000	Tablet Drybag für PRO Tankrucksack	3
BC.TRS.00.152.30000	Smartphone Drybag für PRO Tankrucksack	3
TL.00.940.10000	T-LOCK	3
TRT.00.640.20001	Diebstahlsicherung für Tankrucksack	3
TRT.00.787.10100/B	Erhöhungselement 6mm	2
TRT.00.787.10200/B	Erhöhungselement 12mm	2

PRO Tankrucksäcke II: Lieferumfang

Artikelnummer	Name	Menge
BC.TRS.00.111.30000	PRO Daypack Magnet-Halterung	2
BC.TRS.00.112.30000	PRO Enduro Riemen	2
BC.TRS.00.153.30000	PRO Pocket	3
BC.WPB.00.022.10000	PRO Yukon WP	3
BC.WPB.00.023.10000	PRO Enduro WP	2
BC.WPB.00.024.10000	PRO City WP	2
BC.WPB.00.025.10000	PRO Cross WP	2

PRO Hecktaschen und Zubehör: Lieferumfang

Artikelnummer	Name	Menge
BC.HTA.00.301.30000	PRO Travelbag Hecktasche	1
BC.HTA.00.304.30000	PRO Rearbag Hecktasche	2
BC.HTA.00.305.30000	PRO Rackpack Hecktasche	2
BC.HTA.00.306.30000	PRO Cargobag Hecktasche	3
BC.HTA.00.307.30000	PRO Roadpack Hecktasche	3
BC.HTA.00.308.30000	PRO Plus Zusatztasche	3
BC.HTA.00.309.30000	PRO Base	2
BC.HTA.00.350.30000	PRO Tentbag	1
BC.LOC.00.001.10200/B	Motorradtaschen-Schloss. Mit Zahlencode.	5
BC.LOC.00.002.10100/B	Motorradtaschen-Kabelschloss. Spiralkabel.	5

PRO Tankring-Tester Tischversion



Artikelnummer

DGS.00.787.10000/B

Name

Tankring-Tester PRO Tischversion

Preis (zzgl. MwSt)

17,00 €

Version room & wall



General

Display size

- Version room (W/D/H): 80 x 90 x 157 cm
- Version wall (W/D/H): 110 x 47 x 240 cm

Options


Sales display with predefined placement per product world


- Rack, hooks and mounts included and free of charge
- Costs: all products at usual conditions
- Version: wall (one-sided) and room (two-sided)


Sales display without products


- Products freely selectable, with own composition at POS
- Cost: display 250€ without VaT, hooks and mounts not included
- Version: wall (one-sided) and room (two-sided)


Product worlds


 Waterproof and accessories


 PRO side carriers

 SLC side carriers

 Topcase and accessories

 ION tank bags, tail bags and accessories

 PRO tank bags and accessories

 PRO tails bags and accessories

Display including products and mounting

Article number	Name
DGS.00.910.20200	Sales display - wall with equipment. Theme: Waterproof and accessories.
DGS.00.910.20300	Sales display - wall with equipment. Theme: PRO side carrier.
DGS.00.910.20400	Sales display - wall with equipment. Theme: SLC side carrier.
DGS.00.910.20500	Sales display - wall with equipment. Theme: Topcases and accessories.
DGS.00.910.21200	Sales display - wall with equipment. Theme: ION tank bag, tail bag and accessories.
DGS.00.910.21401	Sales display - wall with equipment. Theme: PRO tank bag and accessories.
DGS.00.910.21700	Sales display - wall with equipment. Theme: PRO tail bag and accessories.
DGS.00.910.21800	Sales display - wall with equipment. Theme: PRO tank bag and accessories part 2.
DGS.00.910.20800	Sales display - room with equipment. Theme: Waterproof and accessories.
DGS.00.910.20900	Sales display - room with equipment. Theme: PRO side carrier.
DGS.00.910.21000	Sales display - room with equipment. Theme: SLC side carrier.
DGS.00.910.21100	Sales display - room with equipment. Thema: Topcases and accessories.
DGS.00.910.21300	Sales display - room with equipment. Theme: ION tank bag, tail bag and accessories.
DGS.00.910.21501	Sales display - room with equipment. Theme: PRO tank bag and accessories.
DGS.00.910.21600	Sales display - room with equipment. Theme: PRO tail bag and accessories.
DGS.00.910.21900	Sales display - room with equipment. Theme: PRO tank bag and accessories part 2.

Waterproof and accessories: Scope of delivery

Article number	Name	Amount
BC.WPB.00.004.10001	Triton back pack	2
BC.WPB.00.005.10002	Drybag 20 belt pouch	3
BC.WPB.00.010.10001	Drybag 80 tail bag	3
BC.WPB.00.017.10000	Drypack storage bag set	4
BC.WPB.00.018.10000	Drybag 180 tail bag	3
BC.WPB.00.019.10000	Flexpack backpack	3
BC.WPB.00.020.10000	Drybag 260 tail bag	3
BC.WPB.00.001.10001	Drybag 350 tail bag grey	4
BC.WPB.00.001.10001/Y	Drybag 350 tail bag yellow	2
BC.WPB.00.002.10001	Drybag 600 tail bag grey	4
BC.WPB.00.002.10001/Y	Drybag 600 tail bag yellow	2
BC.WPB.00.021.10000	Drybag 700 tailbag	2
BC.LOC.00.002.10100/B	Cable lock for motorcycle luggage.	5
BC.ROK.00.711.10000/B	ROK Straps. 310-1060 mm.	3
BC.ROK.00.711.10100/B	ROK Straps. 500-1500 mm.	3

PRO side carrier: Scope of delivery

Article number	Name	Amount
ALK.00.165.16303	TRAX lock set 6/2	5
ALK.00.733.10000L/S	TRAX ADV L left Silver	1
ALK.00.733.10000R/S	TRAX ADV L right Silver	1
ALK.00.733.11000L/B	TRAX ADV M left black	1
ALK.00.733.11000R/B	TRAX ADV M right black	1
BC.ALK.00.732.10000/B	TRAX inner bag	3
BC.ALK.00.732.10100/B	TRAX inner lid bag	3
BC.ALK.00.732.10400/B	TRAX ADV M lid net	3
BC.ALK.00.732.10700/B	TRAX expansion bag	3
KFT.00.152.35100	Adapter kit for PRO side carrier TRAX	3
BC.HTA.00.675.12000/B	AERO ABS side case set	1
KFT.00.152.35200	Adapter kit for PRO side carrier AERO	3
BC.SYS.00.003.10000	SysBag 30	2
SYS.00.003.10000L/B	Adapter plate left	2
SYS.00.003.10000R/B	Adapter plate right	2
SYS.00.001.13000	Adapter kit for SysBag	5

SLC side carrier: Scope of delivery

Article number	Name	Amount
BC.HTA.00.401.10100L	LG Side bag LC1 left	1
BC.HTA.00.401.10100R	LG Side bag LC1 right	1
BC.HTA.00.402.10200L	LG Side bag LC2 left	1
BC.HTA.00.402.10200R	LG Side bag LC2 right	1
BC.HTA.00.677.10000L/B	URBAN ABS side case left	2
BC.HTA.00.677.10000R/B	URBAN ABS side case right	2
HTA.00.401.15100	Universal side bracket left	1
HTA.00.401.15200	Universal side bracket right	1
BC.SYS.00.001.10000	SysBag 10	2
BC.SYS.00.002.10000	SysBag 15	2
SYS.00.001.10000L/B	Adapter plate left for SysBag 10	1
SYS.00.001.10000R/B	Adapter plate right for SysBag 10	1
SYS.00.002.10000L/B	Adapter plate left for SysBag 15	1
SYS.00.002.10000R/B	Adapter plate right for SysBag 15	1
SYS.00.001.13000	Adapter kit for SysBag	3

Topcases and accessories: Scope of delivery

Article number	Name	Amount
ALK.00.165.16303	TRAX lock set 6/2	5
ALK.00.165.16503	TRAX lock set 2/2	5
ALK.00.732.10200/B	TRAX ADV top case passenger backrest	3
ALK.00.733.15000/B	TRAX ADV Top case black	2
ALK.00.733.15000/S	TRAX ADV Top case silver	2
BC.ALK.00.732.10300/B	TRAX top case inner bag	3
BC.ALK.00.732.10600/B	TRAX ADV top case lid net	3
GPT.00.152.35100/B	Adapter kit for ADVENTURE-RACK	3
BC.HTA.00.677.21000/B	URBAN ABS top case	2
BC.HTA.00.677.22000/B	URBAN ABS top case (Lashing option)	2

ION tail bags and tank bags: Scope of delivery

Article number	Name	Amount
BC.TRS.00.201.10001	ION ONE	3
BC.TRS.00.202.10001	ION TWO	3
BC.TRS.00.203.10001	ION THREE	3
TRT.	ION TRT 1	3
TRT.	ION TRT 2	3
TRT.	ION TRT 3	3
BC.HTA.00.201.10000	ION S	4
BC.HTA.00.202.10000	ION M	2
BC.HTA.00.203.10000	ION L	3

PRO tank bags I: Scope of delivery

Article number	Name	Amount
BC.TRS.00.101.30000	PRO Sport	2
BC.TRS.00.102.30000	PRO Trial	2
BC.TRS.00.103.30000	PRO GS	2
BC.TRS.00.104.30000	PRO City	2
BC.TRS.00.107.30000	PRO Engage	2
BC.TRS.00.108.30000	PRO Daypack	3
BC.TRS.00.110.30000	PRO Micro	3
TRT.	PRO TRT 1	3
TRT.	PRO TRT 2	3
TRT.	PRO TRT 3	3
BC.LOC.00.002.10100/B	Cable lock for motorcycle luggage	5
BC.TRS.00.151.30000	Tablet Drybag for PRO tank bag	3
BC.TRS.00.152.30000	Smartphone Drybag for PRO tank bag	3
TL.00.940.10000	T-LOCK	3
TRT.00.640.20001	Anti-theft protection for PRO/ EVO tank bag	3
TRT.00.787.10100/B	Heightening for PRO tank ring 6mm	2
TRT.00.787.10200/B	Heightening for PRO tank ring 12mm	2

PRO tank bags II: Scope of delivery

Article number	Name	Amount
BC.TRS.00.111.30000	PRO Daypack magnetic	2
BC.TRS.00.112.30000	PRO Enduro strap tank bag	2
BC.TRS.00.153.30000	PRO Pocket	3
BC.WPB.00.022.10000	PRO Yukon WP	3
BC.WPB.00.023.10000	PRO Enduro WP	2
BC.WPB.00.024.10000	PRO City WP	2
BC.WPB.00.025.10000	PRO Cross WP	2

PRO tail bags and accesories: scope of supply

Article Number	Name	Amount
BC.HTA.00.301.30000	PRO Travelbag tailbag	1
BC.HTA.00.304.30000	PRO Rearbag tailbag	2
BC.HTA.00.305.30000	PRO Rackpack tailbag	2
BC.HTA.00.306.30000	PRO Cargobag tailbag	3
BC.HTA.00.307.30000	PRO Roadpack tailbag	3
BC.HTA.00.308.30000	PRO Plus accessory bag	3
BC.HTA.00.309.30000	PRO Base	2
BC.HTA.00.350.30000	PRO Tentbag	1
BC.LOC.00.001.10200/B	Lock for motorcycle luggage; combination lock	5
BC.LOC.00.002.10100/B	Cable lock for motorcycle luggage; combination lock	5

PRO tank ring-tester table version



Partnumber

DGS.00.787.10000/B

Name

Tank ring-tester PRO table version

Price (excl. VAT)

17,00 €

Version Raum & Wand



Allgemein

Displaygröße

- Version Raum (B/T/H): 80 x 90 x 157 cm
- Version Wand (B/T/H): 110 x 47 x 240 cm

Optionen

Verkaufsdisplay mit vorgegebener Bestückung pro Produktwelt

- Gestell, Haken und Aufnahmen passend enthalten und kostenlos
- Kosten: Alle Produkte zu üblichen Konditionen
- Versionen: Wand (einseitig) und Raum (zweiseitig)

Verkaufsdisplay ohne Bestückung

- Bestückung frei wählbar, mit eigener Zusammenstellung am POS
- Kosten: Gestell 250€ zzgl. MwSt, Aufnahmen zusätzlich
- Versionen: Wand (einseitig) und Raum (zweiseitig)

Produktwelten



Waterproof und Zubehör



PRO Seitenträger



SLC Seitenträger



Topcases und Zubehör



ION Tankrucksäcke, Hecktaschen und
Zubehör



PRO Tankrucksäcke und Zubehör



PRO Hecktaschen und Zubehör

Display inkl. Bestückung und Aufnahmen

Artikelnummer	Name
DGS.00.910.20200	Verkaufsdisplay Wand mit Bestückung. Thema: Waterproof und Zubehör.
DGS.00.910.20300	Verkaufsdisplay Wand mit Bestückung. Thema: PRO Seitenträger.
DGS.00.910.20400	Verkaufsdisplay Wand mit Bestückung. Thema: SLC Seitenträger.
DGS.00.910.20500	Verkaufsdisplay Wand mit Bestückung. Thema: Topcases und Zubehör.
DGS.00.910.21200	Verkaufsdisplay Wand mit Bestückung. Thema: ION Tankrucksäcke, Hecktaschen und Zubehör.
DGS.00.910.21401	Verkaufsdisplay Wand mit Bestückung. Thema: PRO Tankrucksäcke und Zubehör.
DGS.00.910.21700	Verkaufsdisplay Wand mit Bestückung. Thema: PRO Hecktaschen und Zubehör.
DGS.00.910.21800	Verkaufsdisplay Wand mit Bestückung. Thema: PRO Tankrucksäcke und Zubehör Teil 2.
DGS.00.910.20800	Verkaufsdisplay Raum mit Bestückung. Thema: Waterproof und Zubehör.
DGS.00.910.20900	Verkaufsdisplay Raum mit Bestückung. Thema: PRO Seitenträger.
DGS.00.910.21000	Verkaufsdisplay Raum mit Bestückung. Thema: SLC Seitenträger.
DGS.00.910.21100	Verkaufsdisplay Raum mit Bestückung. Thema: Topcases und Zubehör.
DGS.00.910.21300	Verkaufsdisplay Raum mit Bestückung. Thema: ION Tankrucksäcke, Hecktaschen und Zubehör.
DGS.00.910.21501	Verkaufsdisplay Raum mit Bestückung. Thema: PRO Tankrucksäcke und Zubehör.
DGS.00.910.21600	Verkaufsdisplay Raum mit Bestückung. Thema: PRO Hecktaschen und Zubehör.
DGS.00.910.21900	Verkaufsdisplay Raum mit Bestückung. Thema: PRO Tankrucksäcke und Zubehör Teil 2.

Display ohne Bestückung

Artikelnummer	Name	Preis (zzgl. MwSt)
DGS.00.910.10000	Verkaufsddisplay Version Wand. Gestell komplett. Ohne Bestückung. Ohne Aufnahmen.	250,00 €
DGS.00.910.11000	Verkaufsddisplay Version Raum. Gestell komplett. Ohne Bestückung. Ohne Aufnahmen.	250,00 €
DGS.00.910.80100	Aufnahme für Verkaufsddisplay. Einzelblech für Kleinteile.	16,00 €
DGS.00.910.80200	Aufnahme für Verkaufsddisplay. Mit PRO Seitenträger.	17,00 €
DGS.00.910.80300	Aufnahme für Verkaufsddisplay. Mit SLC Seitenträger.	17,00 €
DGS.00.910.80400	Aufnahme für Verkaufsddisplay. Mit STREET-RACK Gepäckträger.	23,00 €
DGS.00.910.80500	Aufnahme für Verkaufsddisplay. Mit ADVENTURE-RACK Gepäckträger.	23,00 €
DGS.00.910.81100	Aufnahme für Verkaufsddisplay. Mit Tankring Tester für ION TRT.	12,00 €
DGS.00.910.81200	Aufnahme für Verkaufsddisplay. Mit Tankring Tester für PRO TRT.	12,00 €
DGS.00.910.80600	Doppelhaken für Verkaufsddisplay. L=100 mm.	2,50 €
DGS.00.910.80700	Doppelhaken für Verkaufsddisplay. L=150 mm.	2,50 €
DGS.00.910.80800	Doppelhaken für Verkaufsddisplay. L=200 mm.	2,50 €
DGS.00.910.80900	Doppelhaken für Verkaufsddisplay. L=300 mm.	2,50 €
DGS.00.910.81000	Flachovalhaken für Verkaufsddisplay. L=400 mm.	6,00 €

Waterproof und Zubehör: Lieferumfang

Artikelnummer	Name	Menge
BC.WPB.00.004.10001	Triton Rucksack	2
BC.WPB.00.005.10002	Drybag 20 Gürteltasche	3
BC.WPB.00.010.10001	Drybag 80 Hecktasche	3
BC.WPB.00.017.10000	Drypack Packsack-Set	4
BC.WPB.00.018.10000	Drybag 180 Hecktasche	3
BC.WPB.00.019.10000	Flexpack Faltrucksack	3
BC.WPB.00.020.10000	Drybag 260 Hecktasche	3
BC.WPB.00.001.10001	Drybag 350 Hecktasche grau	4
BC.WPB.00.001.10001/Y	Drybag 350 Hecktasche gelb	2
BC.WPB.00.002.10001	Drybag 600 Hecktasche grau	4
BC.WPB.00.002.10001/Y	Drybag 600 Hecktasche gelb	2
BC.WPB.00.021.10000	Drybag 700 Hecktasche	2
BC.LOC.00.002.10100/B	Motorradtaschen-Kabelschloss. Spiralkabel.	5
BC.ROK.00.711.10000/B	ROK Straps. 310-1060 mm.	3
BC.ROK.00.711.10100/B	ROK Straps. 500-1500 mm.	3

PRO Seitenträger: Lieferumfang

Artikelnummer	Name	Menge
ALK.00.165.16303	Schließzylinder-Satz 6/2	5
ALK.00.733.10000L/S	TRAX ADV L Links Silber	1
ALK.00.733.10000R/S	TRAX ADV L Rechts Silber	1
ALK.00.733.11000L/B	TRAX ADV M Links Schwarz	1
ALK.00.733.11000R/B	TRAX ADV M Rechts Schwarz	1
BC.ALK.00.732.10000/B	TRAX Innentasche	3
BC.ALK.00.732.10100/B	TRAX Deckel-Innentasche	3
BC.ALK.00.732.10400/B	Deckelnetz für Seitenkoffer	3
BC.ALK.00.732.10700/B	TRAX Zusatztasche	3
KFT.00.152.35100	Adapterkit für PRO Seitenträger TRAX	3
BC.HTA.00.675.12000/B	AERO Seitenkoffer	1
KFT.00.152.35200	Adapterkit für PRO Seitenträger AERO	3
BC.SYS.00.003.10000	SysBag 30	2
SYS.00.003.10000L/B	Adapterplatte links	2
SYS.00.003.10000R/B	Adapterplatte rechts	2
SYS.00.001.13000	Adapter-Kit für SysBag	5

SLC Seitenträger: **Lieferumfang**

Artikelnummer	Name	Menge
BC.HTA.00.401.10100L	LG Seitentasche LC1 links	1
BC.HTA.00.401.10100R	LG Seitentasche LC1 rechts	1
BC.HTA.00.402.10200L	LG Seitentasche LC2 links	1
BC.HTA.00.402.10200R	LG Seitentasche LC2 rechts	1
BC.HTA.00.677.10000L/B	URBAN Seitenkoffer links	2
BC.HTA.00.677.10000R/B	URBAN Seitenkoffer rechts	2
HTA.00.401.15100	Universal Seitenaufnahme links	1
HTA.00.401.15200	Universal Seitenaufnahme rechts	1
BC.SYS.00.001.10000	SysBag 10	2
BC.SYS.00.002.10000	SysBag 15	2
SYS.00.001.10000L/B	Adapterplatte für SysBag 10 links	1
SYS.00.001.10000R/B	Adapterplatte für SysBag 10 rechts	1
SYS.00.002.10000L/B	Adapterplatte für SysBag 15 links	1
SYS.00.002.10000R/B	Adapterplatte für SysBag 15 rechts	1
SYS.00.001.13000	Adapter-Kit für SysBag	3

Topcases und Zubehör: Lieferumfang

Artikelnummer	Name	Menge
ALK.00.165.16303	Schließzylinder-Satz 6/2	5
ALK.00.165.16503	Schließzylinder-Satz 2/2	5
ALK.00.732.10200/B	TRAX ADV Sozius-Rückenlehne	3
ALK.00.733.15000/B	TRAX ADV Topcase schwarz	2
ALK.00.733.15000/S	TRAX ADV Topcase silbern	2
BC.ALK.00.732.10300/B	TRAX Topcase Innentasche	3
BC.ALK.00.732.10600/B	TRAX ADV Topcase Deckelnetz	3
GPT.00.152.35100/B	Adapterkit für ADVENTURE-RACK Gepäckträger	3
BC.HTA.00.677.21000/B	URBAN Topcase für STREET-RACK	2
BC.HTA.00.677.22000/B	URBAN Topcase Verzurrvariante	2

ION Hecktaschen und Tankrucksäcke: Lieferumfang

Artikelnummer	Name	Menge
BC.TRS.00.201.10001	ION ONE	3
BC.TRS.00.202.10001	ION TWO	3
BC.TRS.00.203.10001	ION THREE	3
TRT.	ION TRT 1	3
TRT.	ION TRT 2	3
TRT.	ION TRT 3	3
BC.HTA.00.201.10000	ION S	4
BC.HTA.00.202.10000	ION M	2
BC.HTA.00.203.10000	ION L	3

PRO Tankrucksäcke I: Lieferumfang

Artikelnummer	Name	Menge
BC.TRS.00.101.30000	PRO Sport	2
BC.TRS.00.102.30000	PRO Trial	2
BC.TRS.00.103.30000	PRO GS	2
BC.TRS.00.104.30000	PRO City	2
BC.TRS.00.107.30000	PRO Engage	2
BC.TRS.00.108.30000	PRO Daypack	3
BC.TRS.00.110.30000	PRO Micro	3
TRT.	PRO TRT 1	3
TRT.	PRO TRT 2	3
TRT.	PRO TRT 3	3
BC.LOC.00.002.10100/B	Motorradtaschen-Kabelschloss. Spiralkabel.	5
BC.TRS.00.151.30000	Tablet Drybag für PRO Tankrucksack	3
BC.TRS.00.152.30000	Smartphone Drybag für PRO Tankrucksack	3
TL.00.940.10000	T-LOCK	3
TRT.00.640.20001	Diebstahlsicherung für Tankrucksack	3
TRT.00.787.10100/B	Erhöhungselement 6mm	2
TRT.00.787.10200/B	Erhöhungselement 12mm	2

PRO Tankrucksäcke II: Lieferumfang

Artikelnummer	Name	Menge
BC.TRS.00.111.30000	PRO Daypack Magnet-Halterung	2
BC.TRS.00.112.30000	PRO Enduro Riemen	2
BC.TRS.00.153.30000	PRO Pocket	3
BC.WPB.00.022.10000	PRO Yukon WP	3
BC.WPB.00.023.10000	PRO Enduro WP	2
BC.WPB.00.024.10000	PRO City WP	2
BC.WPB.00.025.10000	PRO Cross WP	2

PRO Hecktaschen und Zubehör: Lieferumfang

Artikelnummer	Name	Menge
BC.HTA.00.301.30000	PRO Travelbag Hecktasche	1
BC.HTA.00.304.30000	PRO Rearbag Hecktasche	2
BC.HTA.00.305.30000	PRO Rackpack Hecktasche	2
BC.HTA.00.306.30000	PRO Cargobag Hecktasche	3
BC.HTA.00.307.30000	PRO Roadpack Hecktasche	3
BC.HTA.00.308.30000	PRO Plus Zusatztasche	3
BC.HTA.00.309.30000	PRO Base	2
BC.HTA.00.350.30000	PRO Tentbag	1
BC.LOC.00.001.10200/B	Motorradtaschen-Schloss. Mit Zahlencode.	5
BC.LOC.00.002.10100/B	Motorradtaschen-Kabelschloss. Spiralkabel.	5

PRO Tankring-Tester Tischversion



Artikelnummer

DGS.00.787.10000/B

Name

Tankring-Tester PRO Tischversion

Preis (zzgl. MwSt)

17,00 €

Version room & wall



General

Display size

- Version room (W/D/H): 80 x 90 x 157 cm
- Version wall (W/D/H): 110 x 47 x 240 cm

Options

Sales display with predefined placement per product world

- Rack, hooks and mounts included and free of charge
- Costs: all products at usual conditions
- Version: wall (one-sided) and room (two-sided)

Sales display without products

- Products freely selectable, with own composition at POS
- Cost: display 250€ without VaT, hooks and mounts not included
- Version: wall (one-sided) and room (two-sided)

Product worlds



Waterproof and accessories



PRO side carriers



SLC side carriers



Topcase and accessories



ION tank bags, tail bags and accessories



PRO tank bags and accessories



PRO tails bags and accessories

Display including products and mounting

Article number	Name
DGS.00.910.20200	Sales display - wall with equipment. Theme: Waterproof and accessories.
DGS.00.910.20300	Sales display - wall with equipment. Theme: PRO side carrier.
DGS.00.910.20400	Sales display - wall with equipment. Theme: SLC side carrier.
DGS.00.910.20500	Sales display - wall with equipment. Theme: Topcases and accessories.
DGS.00.910.21200	Sales display - wall with equipment. Theme: ION tank bag, tail bag and accessories.
DGS.00.910.21401	Sales display - wall with equipment. Theme: PRO tank bag and accessories.
DGS.00.910.21700	Sales display - wall with equipment. Theme: PRO tail bag and accessories.
DGS.00.910.21800	Sales display - wall with equipment. Theme: PRO tank bag and accessories part 2.
DGS.00.910.20800	Sales display - room with equipment. Theme: Waterproof and accessories.
DGS.00.910.20900	Sales display - room with equipment. Theme: PRO side carrier.
DGS.00.910.21000	Sales display - room with equipment. Theme: SLC side carrier.
DGS.00.910.21100	Sales display - room with equipment. Thema: Topcases and accessories.
DGS.00.910.21300	Sales display - room with equipment. Theme: ION tank bag, tail bag and accessories.
DGS.00.910.21501	Sales display - room with equipment. Theme: PRO tank bag and accessories.
DGS.00.910.21600	Sales display - room with equipment. Theme: PRO tail bag and accessories.
DGS.00.910.21900	Sales display - room with equipment. Theme: PRO tank bag and accessories part 2.

Waterproof and accessories: Scope of delivery

Article number	Name	Amount
BC.WPB.00.004.10001	Triton back pack	2
BC.WPB.00.005.10002	Drybag 20 belt pouch	3
BC.WPB.00.010.10001	Drybag 80 tail bag	3
BC.WPB.00.017.10000	Drypack storage bag set	4
BC.WPB.00.018.10000	Drybag 180 tail bag	3
BC.WPB.00.019.10000	Flexpack backpack	3
BC.WPB.00.020.10000	Drybag 260 tail bag	3
BC.WPB.00.001.10001	Drybag 350 tail bag grey	4
BC.WPB.00.001.10001/Y	Drybag 350 tail bag yellow	2
BC.WPB.00.002.10001	Drybag 600 tail bag grey	4
BC.WPB.00.002.10001/Y	Drybag 600 tail bag yellow	2
BC.WPB.00.021.10000	Drybag 700 tailbag	2
BC.LOC.00.002.10100/B	Cable lock for motorcycle luggage.	5
BC.ROK.00.711.10000/B	ROK Straps. 310-1060 mm.	3
BC.ROK.00.711.10100/B	ROK Straps. 500-1500 mm.	3

PRO side carrier: Scope of delivery

Article number	Name	Amount
ALK.00.165.16303	TRAX lock set 6/2	5
ALK.00.733.10000L/S	TRAX ADV L left Silver	1
ALK.00.733.10000R/S	TRAX ADV L right Silver	1
ALK.00.733.11000L/B	TRAX ADV M left black	1
ALK.00.733.11000R/B	TRAX ADV M right black	1
BC.ALK.00.732.10000/B	TRAX inner bag	3
BC.ALK.00.732.10100/B	TRAX inner lid bag	3
BC.ALK.00.732.10400/B	TRAX ADV M lid net	3
BC.ALK.00.732.10700/B	TRAX expansion bag	3
KFT.00.152.35100	Adapter kit for PRO side carrier TRAX	3
BC.HTA.00.675.12000/B	AERO ABS side case set	1
KFT.00.152.35200	Adapter kit for PRO side carrier AERO	3
BC.SYS.00.003.10000	SysBag 30	2
SYS.00.003.10000L/B	Adapter plate left	2
SYS.00.003.10000R/B	Adapter plate right	2
SYS.00.001.13000	Adapter kit for SysBag	5

SLC side carrier: Scope of delivery

Article number	Name	Amount
BC.HTA.00.401.10100L	LG Side bag LC1 left	1
BC.HTA.00.401.10100R	LG Side bag LC1 right	1
BC.HTA.00.402.10200L	LG Side bag LC2 left	1
BC.HTA.00.402.10200R	LG Side bag LC2 right	1
BC.HTA.00.677.10000L/B	URBAN ABS side case left	2
BC.HTA.00.677.10000R/B	URBAN ABS side case right	2
HTA.00.401.15100	Universal side bracket left	1
HTA.00.401.15200	Universal side bracket right	1
BC.SYS.00.001.10000	SysBag 10	2
BC.SYS.00.002.10000	SysBag 15	2
SYS.00.001.10000L/B	Adapter plate left for SysBag 10	1
SYS.00.001.10000R/B	Adapter plate right for SysBag 10	1
SYS.00.002.10000L/B	Adapter plate left for SysBag 15	1
SYS.00.002.10000R/B	Adapter plate right for SysBag 15	1
SYS.00.001.13000	Adapter kit for SysBag	3

Topcases and accessories: Scope of delivery

Article number	Name	Amount
ALK.00.165.16303	TRAX lock set 6/2	5
ALK.00.165.16503	TRAX lock set 2/2	5
ALK.00.732.10200/B	TRAX ADV top case passenger backrest	3
ALK.00.733.15000/B	TRAX ADV Top case black	2
ALK.00.733.15000/S	TRAX ADV Top case silver	2
BC.ALK.00.732.10300/B	TRAX top case inner bag	3
BC.ALK.00.732.10600/B	TRAX ADV top case lid net	3
GPT.00.152.35100/B	Adapter kit for ADVENTURE-RACK	3
BC.HTA.00.677.21000/B	URBAN ABS top case	2
BC.HTA.00.677.22000/B	URBAN ABS top case (Lashing option)	2

ION tail bags and tank bags: Scope of delivery

Article number	Name	Amount
BC.TRS.00.201.10001	ION ONE	3
BC.TRS.00.202.10001	ION TWO	3
BC.TRS.00.203.10001	ION THREE	3
TRT.	ION TRT 1	3
TRT.	ION TRT 2	3
TRT.	ION TRT 3	3
BC.HTA.00.201.10000	ION S	4
BC.HTA.00.202.10000	ION M	2
BC.HTA.00.203.10000	ION L	3

PRO tank bags I: Scope of delivery

Article number	Name	Amount
BC.TRS.00.101.30000	PRO Sport	2
BC.TRS.00.102.30000	PRO Trial	2
BC.TRS.00.103.30000	PRO GS	2
BC.TRS.00.104.30000	PRO City	2
BC.TRS.00.107.30000	PRO Engage	2
BC.TRS.00.108.30000	PRO Daypack	3
BC.TRS.00.110.30000	PRO Micro	3
TRT.	PRO TRT 1	3
TRT.	PRO TRT 2	3
TRT.	PRO TRT 3	3
BC.LOC.00.002.10100/B	Cable lock for motorcycle luggage	5
BC.TRS.00.151.30000	Tablet Drybag for PRO tank bag	3
BC.TRS.00.152.30000	Smartphone Drybag for PRO tank bag	3
TL.00.940.10000	T-LOCK	3
TRT.00.640.20001	Anti-theft protection for PRO/ EVO tank bag	3
TRT.00.787.10100/B	Heightening for PRO tank ring 6mm	2
TRT.00.787.10200/B	Heightening for PRO tank ring 12mm	2

PRO tank bags II: Scope of delivery

Article number	Name	Amount
BC.TRS.00.111.30000	PRO Daypack magnetic	2
BC.TRS.00.112.30000	PRO Enduro strap tank bag	2
BC.TRS.00.153.30000	PRO Pocket	3
BC.WPB.00.022.10000	PRO Yukon WP	3
BC.WPB.00.023.10000	PRO Enduro WP	2
BC.WPB.00.024.10000	PRO City WP	2
BC.WPB.00.025.10000	PRO Cross WP	2

PRO tail bags and accesories: scope of supply

Article Number	Name	Amount
BC.HTA.00.301.30000	PRO Travelbag tailbag	1
BC.HTA.00.304.30000	PRO Rearbag tailbag	2
BC.HTA.00.305.30000	PRO Rackpack tailbag	2
BC.HTA.00.306.30000	PRO Cargobag tailbag	3
BC.HTA.00.307.30000	PRO Roadpack tailbag	3
BC.HTA.00.308.30000	PRO Plus accessory bag	3
BC.HTA.00.309.30000	PRO Base	2
BC.HTA.00.350.30000	PRO Tentbag	1
BC.LOC.00.001.10200/B	Lock for motorcycle luggage; combination lock	5
BC.LOC.00.002.10100/B	Cable lock for motorcycle luggage; combination lock	5

PRO tank ring-tester table version



Partnumber

DGS.00.787.10000/B

Name

Tank ring-tester PRO table version

Price (excl. VAT)

17,00 €

Version Raum & Wand



Allgemein

Displaygröße

- Version Raum (B/T/H): 80 x 90 x 157 cm
- Version Wand (B/T/H): 110 x 47 x 240 cm

Optionen

Verkaufsdisplay mit vorgegebener Bestückung pro Produktwelt

- Gestell, Haken und Aufnahmen passend enthalten und kostenlos
- Kosten: Alle Produkte zu üblichen Konditionen
- Versionen: Wand (einseitig) und Raum (zweiseitig)

Verkaufsdisplay ohne Bestückung

- Bestückung frei wählbar, mit eigener Zusammenstellung am POS
- Kosten: Gestell 250€ zzgl. MwSt, Aufnahmen zusätzlich
- Versionen: Wand (einseitig) und Raum (zweiseitig)

Produktwelten



Waterproof und Zubehör



PRO Seitenträger



SLC Seitenträger



Topcases und Zubehör



ION Tankrucksäcke, Hecktaschen und Zubehör



PRO Tankrucksäcke und Zubehör



PRO Hecktaschen und Zubehör

Display inkl. Bestückung und Aufnahmen

Artikelnummer	Name
DGS.00.910.20200	Verkaufsddisplay Wand mit Bestückung. Thema: Waterproof und Zubehör.
DGS.00.910.20300	Verkaufsddisplay Wand mit Bestückung. Thema: PRO Seitenträger.
DGS.00.910.20400	Verkaufsddisplay Wand mit Bestückung. Thema: SLC Seitenträger.
DGS.00.910.20500	Verkaufsddisplay Wand mit Bestückung. Thema: Topcases und Zubehör.
DGS.00.910.21200	Verkaufsddisplay Wand mit Bestückung. Thema: ION Tankrucksäcke, Hecktaschen und Zubehör.
DGS.00.910.21401	Verkaufsddisplay Wand mit Bestückung. Thema: PRO Tankrucksäcke und Zubehör.
DGS.00.910.21700	Verkaufsddisplay Wand mit Bestückung. Thema: PRO Hecktaschen und Zubehör.
DGS.00.910.21800	Verkaufsddisplay Wand mit Bestückung. Thema: PRO Tankrucksäcke und Zubehör Teil 2.
DGS.00.910.20800	Verkaufsddisplay Raum mit Bestückung. Thema: Waterproof und Zubehör.
DGS.00.910.20900	Verkaufsddisplay Raum mit Bestückung. Thema: PRO Seitenträger.
DGS.00.910.21000	Verkaufsddisplay Raum mit Bestückung. Thema: SLC Seitenträger.
DGS.00.910.21100	Verkaufsddisplay Raum mit Bestückung. Thema: Topcases und Zubehör.
DGS.00.910.21300	Verkaufsddisplay Raum mit Bestückung. Thema: ION Tankrucksäcke, Hecktaschen und Zubehör.
DGS.00.910.21501	Verkaufsddisplay Raum mit Bestückung. Thema: PRO Tankrucksäcke und Zubehör.
DGS.00.910.21600	Verkaufsddisplay Raum mit Bestückung. Thema: PRO Hecktaschen und Zubehör.
DGS.00.910.21900	Verkaufsddisplay Raum mit Bestückung. Thema: PRO Tankrucksäcke und Zubehör Teil 2.

Display ohne Bestückung

Artikelnummer	Name	Preis (zzgl. MwSt)
DGS.00.910.10000	Verkaufsdisplay Version Wand. Gestell komplett. Ohne Bestückung. Ohne Aufnahmen.	250,00 €
DGS.00.910.11000	Verkaufsdisplay Version Raum. Gestell komplett. Ohne Bestückung. Ohne Aufnahmen.	250,00 €
DGS.00.910.80100	Aufnahme für Verkaufsdisplay. Einzelblech für Kleinteile.	16,00 €
DGS.00.910.80200	Aufnahme für Verkaufsdisplay. Mit PRO Seitenträger.	17,00 €
DGS.00.910.80300	Aufnahme für Verkaufsdisplay. Mit SLC Seitenträger.	17,00 €
DGS.00.910.80400	Aufnahme für Verkaufsdisplay. Mit STREET-RACK Gepäckträger.	23,00 €
DGS.00.910.80500	Aufnahme für Verkaufsdisplay. Mit ADVENTURE-RACK Gepäckträger.	23,00 €
DGS.00.910.81100	Aufnahme für Verkaufsdisplay. Mit Tankring Tester für ION TRT.	12,00 €
DGS.00.910.81200	Aufnahme für Verkaufsdisplay. Mit Tankring Tester für PRO TRT.	12,00 €
DGS.00.910.80600	Doppelhaken für Verkaufsdisplay. L=100 mm.	2,50 €
DGS.00.910.80700	Doppelhaken für Verkaufsdisplay. L=150 mm.	2,50 €
DGS.00.910.80800	Doppelhaken für Verkaufsdisplay. L=200 mm.	2,50 €
DGS.00.910.80900	Doppelhaken für Verkaufsdisplay. L=300 mm.	2,50 €
DGS.00.910.81000	Flachovalhaken für Verkaufsdisplay. L=400 mm.	6,00 €

Waterproof und Zubehör: Lieferumfang

Artikelnummer	Name	Menge
BC.WPB.00.004.10001	Triton Rucksack	2
BC.WPB.00.005.10002	Drybag 20 Gürteltasche	3
BC.WPB.00.010.10001	Drybag 80 Hecktasche	3
BC.WPB.00.017.10000	Drypack Packsack-Set	4
BC.WPB.00.018.10000	Drybag 180 Hecktasche	3
BC.WPB.00.019.10000	Flexpack Faltrucksack	3
BC.WPB.00.020.10000	Drybag 260 Hecktasche	3
BC.WPB.00.001.10001	Drybag 350 Hecktasche grau	4
BC.WPB.00.001.10001/Y	Drybag 350 Hecktasche gelb	2
BC.WPB.00.002.10001	Drybag 600 Hecktasche grau	4
BC.WPB.00.002.10001/Y	Drybag 600 Hecktasche gelb	2
BC.WPB.00.021.10000	Drybag 700 Hecktasche	2
BC.LOC.00.002.10100/B	Motorradtaschen-Kabelschloss. Spiralkabel.	5
BC.ROK.00.711.10000/B	ROK Straps. 310-1060 mm.	3
BC.ROK.00.711.10100/B	ROK Straps. 500-1500 mm.	3

PRO Seitenträger: Lieferumfang

Artikelnummer	Name	Menge
ALK.00.165.16303	Schließzylinder-Satz 6/2	5
ALK.00.733.10000L/S	TRAX ADV L Links Silber	1
ALK.00.733.10000R/S	TRAX ADV L Rechts Silber	1
ALK.00.733.11000L/B	TRAX ADV M Links Schwarz	1
ALK.00.733.11000R/B	TRAX ADV M Rechts Schwarz	1
BC.ALK.00.732.10000/B	TRAX Innentasche	3
BC.ALK.00.732.10100/B	TRAX Deckel-Innentasche	3
BC.ALK.00.732.10400/B	Deckelnetz für Seitenkoffer	3
BC.ALK.00.732.10700/B	TRAX Zusatztasche	3
KFT.00.152.35100	Adapterkit für PRO Seitenträger TRAX	3
BC.HTA.00.675.12000/B	AERO Seitenkoffer	1
KFT.00.152.35200	Adapterkit für PRO Seitenträger AERO	3
BC.SYS.00.003.10000	SysBag 30	2
SYS.00.003.10000L/B	Adapterplatte links	2
SYS.00.003.10000R/B	Adapterplatte rechts	2
SYS.00.001.13000	Adapter-Kit für SysBag	5

SLC Seitenträger: **Lieferumfang**

Artikelnummer	Name	Menge
BC.HTA.00.401.10100L	LG Seitentasche LC1 links	1
BC.HTA.00.401.10100R	LG Seitentasche LC1 rechts	1
BC.HTA.00.402.10200L	LG Seitentasche LC2 links	1
BC.HTA.00.402.10200R	LG Seitentasche LC2 rechts	1
BC.HTA.00.677.10000L/B	URBAN Seitenkoffer links	2
BC.HTA.00.677.10000R/B	URBAN Seitenkoffer rechts	2
HTA.00.401.15100	Universal Seitenaufnahme links	1
HTA.00.401.15200	Universal Seitenaufnahme rechts	1
BC.SYS.00.001.10000	SysBag 10	2
BC.SYS.00.002.10000	SysBag 15	2
SYS.00.001.10000L/B	Adapterplatte für SysBag 10 links	1
SYS.00.001.10000R/B	Adapterplatte für SysBag 10 rechts	1
SYS.00.002.10000L/B	Adapterplatte für SysBag 15 links	1
SYS.00.002.10000R/B	Adapterplatte für SysBag 15 rechts	1
SYS.00.001.13000	Adapter-Kit für SysBag	3

Topcases und Zubehör: Lieferumfang

Artikelnummer	Name	Menge
ALK.00.165.16303	Schließzylinder-Satz 6/2	5
ALK.00.165.16503	Schließzylinder-Satz 2/2	5
ALK.00.732.10200/B	TRAX ADV Sozius-Rückenlehne	3
ALK.00.733.15000/B	TRAX ADV Topcase schwarz	2
ALK.00.733.15000/S	TRAX ADV Topcase silbern	2
BC.ALK.00.732.10300/B	TRAX Topcase Innentasche	3
BC.ALK.00.732.10600/B	TRAX ADV Topcase Deckelnetz	3
GPT.00.152.35100/B	Adapterkit für ADVENTURE-RACK Gepäckträger	3
BC.HTA.00.677.21000/B	URBAN Topcase für STREET-RACK	2
BC.HTA.00.677.22000/B	URBAN Topcase Verzurrvariante	2

ION Hecktaschen und Tankrucksäcke: Lieferumfang

Artikelnummer	Name	Menge
BC.TRS.00.201.10001	ION ONE	3
BC.TRS.00.202.10001	ION TWO	3
BC.TRS.00.203.10001	ION THREE	3
TRT.	ION TRT 1	3
TRT.	ION TRT 2	3
TRT.	ION TRT 3	3
BC.HTA.00.201.10000	ION S	4
BC.HTA.00.202.10000	ION M	2
BC.HTA.00.203.10000	ION L	3

PRO Tankrucksäcke I: Lieferumfang

Artikelnummer	Name	Menge
BC.TRS.00.101.30000	PRO Sport	2
BC.TRS.00.102.30000	PRO Trial	2
BC.TRS.00.103.30000	PRO GS	2
BC.TRS.00.104.30000	PRO City	2
BC.TRS.00.107.30000	PRO Engage	2
BC.TRS.00.108.30000	PRO Daypack	3
BC.TRS.00.110.30000	PRO Micro	3
TRT.	PRO TRT 1	3
TRT.	PRO TRT 2	3
TRT.	PRO TRT 3	3
BC.LOC.00.002.10100/B	Motorradtaschen-Kabelschloss. Spiralkabel.	5
BC.TRS.00.151.30000	Tablet Drybag für PRO Tankrucksack	3
BC.TRS.00.152.30000	Smartphone Drybag für PRO Tankrucksack	3
TL.00.940.10000	T-LOCK	3
TRT.00.640.20001	Diebstahlsicherung für Tankrucksack	3
TRT.00.787.10100/B	Erhöhungselement 6mm	2
TRT.00.787.10200/B	Erhöhungselement 12mm	2

PRO Tankrucksäcke II: Lieferumfang

Artikelnummer	Name	Menge
BC.TRS.00.111.30000	PRO Daypack Magnet-Halterung	2
BC.TRS.00.112.30000	PRO Enduro Riemen	2
BC.TRS.00.153.30000	PRO Pocket	3
BC.WPB.00.022.10000	PRO Yukon WP	3
BC.WPB.00.023.10000	PRO Enduro WP	2
BC.WPB.00.024.10000	PRO City WP	2
BC.WPB.00.025.10000	PRO Cross WP	2

PRO Hecktaschen und Zubehör: Lieferumfang

Artikelnummer	Name	Menge
BC.HTA.00.301.30000	PRO Travelbag Hecktasche	1
BC.HTA.00.304.30000	PRO Rearbag Hecktasche	2
BC.HTA.00.305.30000	PRO Rackpack Hecktasche	2
BC.HTA.00.306.30000	PRO Cargobag Hecktasche	3
BC.HTA.00.307.30000	PRO Roadpack Hecktasche	3
BC.HTA.00.308.30000	PRO Plus Zusatztasche	3
BC.HTA.00.309.30000	PRO Base	2
BC.HTA.00.350.30000	PRO Tentbag	1
BC.LOC.00.001.10200/B	Motorradtaschen-Schloss. Mit Zahlencode.	5
BC.LOC.00.002.10100/B	Motorradtaschen-Kabelschloss. Spiralkabel.	5

PRO Tankring-Tester Tischversion



Artikelnummer

DGS.00.787.10000/B

Name

Tankring-Tester PRO Tischversion

Preis (zzgl. MwSt)

17,00 €

Version room & wall



General

Display size

- Version room (W/D/H): 80 x 90 x 157 cm
- Version wall (W/D/H): 110 x 47 x 240 cm

Options

Sales display with predefined placement per product world

- Rack, hooks and mounts included and free of charge
- Costs: all products at usual conditions
- Version: wall (one-sided) and room (two-sided)

Sales display without products

- Products freely selectable, with own composition at POS
- Cost: display 250€ without VaT, hooks and mounts not included
- Version: wall (one-sided) and room (two-sided)

Product worlds



Waterproof and accessories



PRO side carriers



SLC side carriers



Topcase and accessories



ION tank bags, tail bags and accessories



PRO tank bags and accessories



PRO tails bags and accessories

Display including products and mounting

Article number	Name
DGS.00.910.20200	Sales display - wall with equipment. Theme: Waterproof and accessories.
DGS.00.910.20300	Sales display - wall with equipment. Theme: PRO side carrier.
DGS.00.910.20400	Sales display - wall with equipment. Theme: SLC side carrier.
DGS.00.910.20500	Sales display - wall with equipment. Theme: Topcases and accessories.
DGS.00.910.21200	Sales display - wall with equipment. Theme: ION tank bag, tail bag and accessories.
DGS.00.910.21401	Sales display - wall with equipment. Theme: PRO tank bag and accessories.
DGS.00.910.21700	Sales display - wall with equipment. Theme: PRO tail bag and accessories.
DGS.00.910.21800	Sales display - wall with equipment. Theme: PRO tank bag and accessories part 2.
DGS.00.910.20800	Sales display - room with equipment. Theme: Waterproof and accessories.
DGS.00.910.20900	Sales display - room with equipment. Theme: PRO side carrier.
DGS.00.910.21000	Sales display - room with equipment. Theme: SLC side carrier.
DGS.00.910.21100	Sales display - room with equipment. Thema: Topcases and accessories.
DGS.00.910.21300	Sales display - room with equipment. Theme: ION tank bag, tail bag and accessories.
DGS.00.910.21501	Sales display - room with equipment. Theme: PRO tank bag and accessories.
DGS.00.910.21600	Sales display - room with equipment. Theme: PRO tail bag and accessories.
DGS.00.910.21900	Sales display - room with equipment. Theme: PRO tank bag and accessories part 2.

Waterproof and accessories: Scope of delivery

Article number	Name	Amount
BC.WPB.00.004.10001	Triton back pack	2
BC.WPB.00.005.10002	Drybag 20 belt pouch	3
BC.WPB.00.010.10001	Drybag 80 tail bag	3
BC.WPB.00.017.10000	Drypack storage bag set	4
BC.WPB.00.018.10000	Drybag 180 tail bag	3
BC.WPB.00.019.10000	Flexpack backpack	3
BC.WPB.00.020.10000	Drybag 260 tail bag	3
BC.WPB.00.001.10001	Drybag 350 tail bag grey	4
BC.WPB.00.001.10001/Y	Drybag 350 tail bag yellow	2
BC.WPB.00.002.10001	Drybag 600 tail bag grey	4
BC.WPB.00.002.10001/Y	Drybag 600 tail bag yellow	2
BC.WPB.00.021.10000	Drybag 700 tailbag	2
BC.LOC.00.002.10100/B	Cable lock for motorcycle luggage.	5
BC.ROK.00.711.10000/B	ROK Straps. 310-1060 mm.	3
BC.ROK.00.711.10100/B	ROK Straps. 500-1500 mm.	3

PRO side carrier: Scope of delivery

Article number	Name	Amount
ALK.00.165.16303	TRAX lock set 6/2	5
ALK.00.733.10000L/S	TRAX ADV L left Silver	1
ALK.00.733.10000R/S	TRAX ADV L right Silver	1
ALK.00.733.11000L/B	TRAX ADV M left black	1
ALK.00.733.11000R/B	TRAX ADV M right black	1
BC.ALK.00.732.10000/B	TRAX inner bag	3
BC.ALK.00.732.10100/B	TRAX inner lid bag	3
BC.ALK.00.732.10400/B	TRAX ADV M lid net	3
BC.ALK.00.732.10700/B	TRAX expansion bag	3
KFT.00.152.35100	Adapter kit for PRO side carrier TRAX	3
BC.HTA.00.675.12000/B	AERO ABS side case set	1
KFT.00.152.35200	Adapter kit for PRO side carrier AERO	3
BC.SYS.00.003.10000	SysBag 30	2
SYS.00.003.10000L/B	Adapter plate left	2
SYS.00.003.10000R/B	Adapter plate right	2
SYS.00.001.13000	Adapter kit for SysBag	5

SLC side carrier: Scope of delivery

Article number	Name	Amount
BC.HTA.00.401.10100L	LG Side bag LC1 left	1
BC.HTA.00.401.10100R	LG Side bag LC1 right	1
BC.HTA.00.402.10200L	LG Side bag LC2 left	1
BC.HTA.00.402.10200R	LG Side bag LC2 right	1
BC.HTA.00.677.10000L/B	URBAN ABS side case left	2
BC.HTA.00.677.10000R/B	URBAN ABS side case right	2
HTA.00.401.15100	Universal side bracket left	1
HTA.00.401.15200	Universal side bracket right	1
BC.SYS.00.001.10000	SysBag 10	2
BC.SYS.00.002.10000	SysBag 15	2
SYS.00.001.10000L/B	Adapter plate left for SysBag 10	1
SYS.00.001.10000R/B	Adapter plate right for SysBag 10	1
SYS.00.002.10000L/B	Adapter plate left for SysBag 15	1
SYS.00.002.10000R/B	Adapter plate right for SysBag 15	1
SYS.00.001.13000	Adapter kit for SysBag	3

Topcases and accessories: **Scope of delivery**

Article number	Name	Amount
ALK.00.165.16303	TRAX lock set 6/2	5
ALK.00.165.16503	TRAX lock set 2/2	5
ALK.00.732.10200/B	TRAX ADV top case passenger backrest	3
ALK.00.733.15000/B	TRAX ADV Top case black	2
ALK.00.733.15000/S	TRAX ADV Top case silver	2
BC.ALK.00.732.10300/B	TRAX top case inner bag	3
BC.ALK.00.732.10600/B	TRAX ADV top case lid net	3
GPT.00.152.35100/B	Adapter kit for ADVENTURE-RACK	3
BC.HTA.00.677.21000/B	URBAN ABS top case	2
BC.HTA.00.677.22000/B	URBAN ABS top case (Lashing option)	2

ION tail bags and tank bags: Scope of delivery

Article number	Name	Amount
BC.TRS.00.201.10001	ION ONE	3
BC.TRS.00.202.10001	ION TWO	3
BC.TRS.00.203.10001	ION THREE	3
TRT.	ION TRT 1	3
TRT.	ION TRT 2	3
TRT.	ION TRT 3	3
BC.HTA.00.201.10000	ION S	4
BC.HTA.00.202.10000	ION M	2
BC.HTA.00.203.10000	ION L	3

PRO tank bags I: Scope of delivery

Article number	Name	Amount
BC.TRS.00.101.30000	PRO Sport	2
BC.TRS.00.102.30000	PRO Trial	2
BC.TRS.00.103.30000	PRO GS	2
BC.TRS.00.104.30000	PRO City	2
BC.TRS.00.107.30000	PRO Engage	2
BC.TRS.00.108.30000	PRO Daypack	3
BC.TRS.00.110.30000	PRO Micro	3
TRT.	PRO TRT 1	3
TRT.	PRO TRT 2	3
TRT.	PRO TRT 3	3
BC.LOC.00.002.10100/B	Cable lock for motorcycle luggage	5
BC.TRS.00.151.30000	Tablet Drybag for PRO tank bag	3
BC.TRS.00.152.30000	Smartphone Drybag for PRO tank bag	3
TL.00.940.10000	T-LOCK	3
TRT.00.640.20001	Anti-theft protection for PRO/ EVO tank bag	3
TRT.00.787.10100/B	Heightening for PRO tank ring 6mm	2
TRT.00.787.10200/B	Heightening for PRO tank ring 12mm	2

PRO tank bags II: Scope of delivery

Article number	Name	Amount
BC.TRS.00.111.30000	PRO Daypack magnetic	2
BC.TRS.00.112.30000	PRO Enduro strap tank bag	2
BC.TRS.00.153.30000	PRO Pocket	3
BC.WPB.00.022.10000	PRO Yukon WP	3
BC.WPB.00.023.10000	PRO Enduro WP	2
BC.WPB.00.024.10000	PRO City WP	2
BC.WPB.00.025.10000	PRO Cross WP	2

PRO tail bags and accesories: scope of supply

Article Number	Name	Amount
BC.HTA.00.301.30000	PRO Travelbag tailbag	1
BC.HTA.00.304.30000	PRO Rearbag tailbag	2
BC.HTA.00.305.30000	PRO Rackpack tailbag	2
BC.HTA.00.306.30000	PRO Cargobag tailbag	3
BC.HTA.00.307.30000	PRO Roadpack tailbag	3
BC.HTA.00.308.30000	PRO Plus accessory bag	3
BC.HTA.00.309.30000	PRO Base	2
BC.HTA.00.350.30000	PRO Tentbag	1
BC.LOC.00.001.10200/B	Lock for motorcycle luggage; combination lock	5
BC.LOC.00.002.10100/B	Cable lock for motorcycle luggage; combination lock	5

PRO tank ring-tester table version



Partnumber

DGS.00.787.10000/B

Name

Tank ring-tester PRO table version

Price (excl. VAT)

17,00 €

Version Raum & Wand



Allgemein

Displaygröße

- Version Raum (B/T/H): 80 x 90 x 157 cm
- Version Wand (B/T/H): 110 x 47 x 240 cm

Optionen

Verkaufsdisplay mit vorgegebener Bestückung pro Produktwelt

- Gestell, Haken und Aufnahmen passend enthalten und kostenlos
- Kosten: Alle Produkte zu üblichen Konditionen
- Versionen: Wand (einseitig) und Raum (zweiseitig)

Verkaufsdisplay ohne Bestückung

- Bestückung frei wählbar, mit eigener Zusammenstellung am POS
- Kosten: Gestell 250€ zzgl. MwSt, Aufnahmen zusätzlich
- Versionen: Wand (einseitig) und Raum (zweiseitig)

Produktwelten



Waterproof und Zubehör



PRO Seitenträger



SLC Seitenträger



Topcases und Zubehör



ION Tankrucksäcke, Hecktaschen und Zubehör



PRO Tankrucksäcke und Zubehör



PRO Hecktaschen und Zubehör

Display inkl. Bestückung und Aufnahmen

Artikelnummer	Name
DGS.00.910.20200	Verkaufsdisplay Wand mit Bestückung. Thema: Waterproof und Zubehör.
DGS.00.910.20300	Verkaufsdisplay Wand mit Bestückung. Thema: PRO Seitenträger.
DGS.00.910.20400	Verkaufsdisplay Wand mit Bestückung. Thema: SLC Seitenträger.
DGS.00.910.20500	Verkaufsdisplay Wand mit Bestückung. Thema: Topcases und Zubehör.
DGS.00.910.21200	Verkaufsdisplay Wand mit Bestückung. Thema: ION Tankrucksäcke, Hecktaschen und Zubehör.
DGS.00.910.21401	Verkaufsdisplay Wand mit Bestückung. Thema: PRO Tankrucksäcke und Zubehör.
DGS.00.910.21700	Verkaufsdisplay Wand mit Bestückung. Thema: PRO Hecktaschen und Zubehör.
DGS.00.910.21800	Verkaufsdisplay Wand mit Bestückung. Thema: PRO Tankrucksäcke und Zubehör Teil 2.
DGS.00.910.20800	Verkaufsdisplay Raum mit Bestückung. Thema: Waterproof und Zubehör.
DGS.00.910.20900	Verkaufsdisplay Raum mit Bestückung. Thema: PRO Seitenträger.
DGS.00.910.21000	Verkaufsdisplay Raum mit Bestückung. Thema: SLC Seitenträger.
DGS.00.910.21100	Verkaufsdisplay Raum mit Bestückung. Thema: Topcases und Zubehör.
DGS.00.910.21300	Verkaufsdisplay Raum mit Bestückung. Thema: ION Tankrucksäcke, Hecktaschen und Zubehör.
DGS.00.910.21501	Verkaufsdisplay Raum mit Bestückung. Thema: PRO Tankrucksäcke und Zubehör.
DGS.00.910.21600	Verkaufsdisplay Raum mit Bestückung. Thema: PRO Hecktaschen und Zubehör.
DGS.00.910.21900	Verkaufsdisplay Raum mit Bestückung. Thema: PRO Tankrucksäcke und Zubehör Teil 2.

Display ohne Bestückung

Artikelnummer	Name	Preis (zzgl. MwSt)
DGS.00.910.10000	Verkaufsdisplay Version Wand. Gestell komplett. Ohne Bestückung. Ohne Aufnahmen.	250,00 €
DGS.00.910.11000	Verkaufsdisplay Version Raum. Gestell komplett. Ohne Bestückung. Ohne Aufnahmen.	250,00 €
DGS.00.910.80100	Aufnahme für Verkaufsdisplay. Einzelblech für Kleinteile.	16,00 €
DGS.00.910.80200	Aufnahme für Verkaufsdisplay. Mit PRO Seitenträger.	17,00 €
DGS.00.910.80300	Aufnahme für Verkaufsdisplay. Mit SLC Seitenträger.	17,00 €
DGS.00.910.80400	Aufnahme für Verkaufsdisplay. Mit STREET-RACK Gepäckträger.	23,00 €
DGS.00.910.80500	Aufnahme für Verkaufsdisplay. Mit ADVENTURE-RACK Gepäckträger.	23,00 €
DGS.00.910.81100	Aufnahme für Verkaufsdisplay. Mit Tankring Tester für ION TRT.	12,00 €
DGS.00.910.81200	Aufnahme für Verkaufsdisplay. Mit Tankring Tester für PRO TRT.	12,00 €
DGS.00.910.80600	Doppelhaken für Verkaufsdisplay. L=100 mm.	2,50 €
DGS.00.910.80700	Doppelhaken für Verkaufsdisplay. L=150 mm.	2,50 €
DGS.00.910.80800	Doppelhaken für Verkaufsdisplay. L=200 mm.	2,50 €
DGS.00.910.80900	Doppelhaken für Verkaufsdisplay. L=300 mm.	2,50 €
DGS.00.910.81000	Flachovalhaken für Verkaufsdisplay. L=400 mm.	6,00 €

Waterproof und Zubehör: Lieferumfang

Artikelnummer	Name	Menge
BC.WPB.00.004.10001	Triton Rucksack	2
BC.WPB.00.005.10002	Drybag 20 Gürteltasche	3
BC.WPB.00.010.10001	Drybag 80 Hecktasche	3
BC.WPB.00.017.10000	Drypack Packsack-Set	4
BC.WPB.00.018.10000	Drybag 180 Hecktasche	3
BC.WPB.00.019.10000	Flexpack Faltrucksack	3
BC.WPB.00.020.10000	Drybag 260 Hecktasche	3
BC.WPB.00.001.10001	Drybag 350 Hecktasche grau	4
BC.WPB.00.001.10001/Y	Drybag 350 Hecktasche gelb	2
BC.WPB.00.002.10001	Drybag 600 Hecktasche grau	4
BC.WPB.00.002.10001/Y	Drybag 600 Hecktasche gelb	2
BC.WPB.00.021.10000	Drybag 700 Hecktasche	2
BC.LOC.00.002.10100/B	Motorradtaschen-Kabelschloss. Spiralkabel.	5
BC.ROK.00.711.10000/B	ROK Straps. 310-1060 mm.	3
BC.ROK.00.711.10100/B	ROK Straps. 500-1500 mm.	3

PRO Seitenträger: Lieferumfang

Artikelnummer	Name	Menge
ALK.00.165.16303	Schließzylinder-Satz 6/2	5
ALK.00.733.10000L/S	TRAX ADV L Links Silber	1
ALK.00.733.10000R/S	TRAX ADV L Rechts Silber	1
ALK.00.733.11000L/B	TRAX ADV M Links Schwarz	1
ALK.00.733.11000R/B	TRAX ADV M Rechts Schwarz	1
BC.ALK.00.732.10000/B	TRAX Innentasche	3
BC.ALK.00.732.10100/B	TRAX Deckel-Innentasche	3
BC.ALK.00.732.10400/B	Deckelnetz für Seitenkoffer	3
BC.ALK.00.732.10700/B	TRAX Zusatztasche	3
KFT.00.152.35100	Adapterkit für PRO Seitenträger TRAX	3
BC.HTA.00.675.12000/B	AERO Seitenkoffer	1
KFT.00.152.35200	Adapterkit für PRO Seitenträger AERO	3
BC.SYS.00.003.10000	SysBag 30	2
SYS.00.003.10000L/B	Adapterplatte links	2
SYS.00.003.10000R/B	Adapterplatte rechts	2
SYS.00.001.13000	Adapter-Kit für SysBag	5

SLC Seitenträger: Lieferumfang

Artikelnummer	Name	Menge
BC.HTA.00.401.10100L	LG Seitentasche LC1 links	1
BC.HTA.00.401.10100R	LG Seitentasche LC1 rechts	1
BC.HTA.00.402.10200L	LG Seitentasche LC2 links	1
BC.HTA.00.402.10200R	LG Seitentasche LC2 rechts	1
BC.HTA.00.677.10000L/B	URBAN Seitenkoffer links	2
BC.HTA.00.677.10000R/B	URBAN Seitenkoffer rechts	2
HTA.00.401.15100	Universal Seitenaufnahme links	1
HTA.00.401.15200	Universal Seitenaufnahme rechts	1
BC.SYS.00.001.10000	SysBag 10	2
BC.SYS.00.002.10000	SysBag 15	2
SYS.00.001.10000L/B	Adapterplatte für SysBag 10 links	1
SYS.00.001.10000R/B	Adapterplatte für SysBag 10 rechts	1
SYS.00.002.10000L/B	Adapterplatte für SysBag 15 links	1
SYS.00.002.10000R/B	Adapterplatte für SysBag 15 rechts	1
SYS.00.001.13000	Adapter-Kit für SysBag	3

Topcases und Zubehör: Lieferumfang

Artikelnummer	Name	Menge
ALK.00.165.16303	Schließzylinder-Satz 6/2	5
ALK.00.165.16503	Schließzylinder-Satz 2/2	5
ALK.00.732.10200/B	TRAX ADV Sozius-Rückenlehne	3
ALK.00.733.15000/B	TRAX ADV Topcase schwarz	2
ALK.00.733.15000/S	TRAX ADV Topcase silbern	2
BC.ALK.00.732.10300/B	TRAX Topcase Innentasche	3
BC.ALK.00.732.10600/B	TRAX ADV Topcase Deckelnetz	3
GPT.00.152.35100/B	Adapterkit für ADVENTURE-RACK Gepäckträger	3
BC.HTA.00.677.21000/B	URBAN Topcase für STREET-RACK	2
BC.HTA.00.677.22000/B	URBAN Topcase Verzurrvariante	2

ION Hecktaschen und Tankrucksäcke: Lieferumfang

Artikelnummer	Name	Menge
BC.TRS.00.201.10001	ION ONE	3
BC.TRS.00.202.10001	ION TWO	3
BC.TRS.00.203.10001	ION THREE	3
TRT.	ION TRT 1	3
TRT.	ION TRT 2	3
TRT.	ION TRT 3	3
BC.HTA.00.201.10000	ION S	4
BC.HTA.00.202.10000	ION M	2
BC.HTA.00.203.10000	ION L	3

PRO Tankrucksäcke I: Lieferumfang

Artikelnummer	Name	Menge
BC.TRS.00.101.30000	PRO Sport	2
BC.TRS.00.102.30000	PRO Trial	2
BC.TRS.00.103.30000	PRO GS	2
BC.TRS.00.104.30000	PRO City	2
BC.TRS.00.107.30000	PRO Engage	2
BC.TRS.00.108.30000	PRO Daypack	3
BC.TRS.00.110.30000	PRO Micro	3
TRT.	PRO TRT 1	3
TRT.	PRO TRT 2	3
TRT.	PRO TRT 3	3
BC.LOC.00.002.10100/B	Motorradtaschen-Kabelschloss. Spiralkabel.	5
BC.TRS.00.151.30000	Tablet Drybag für PRO Tankrucksack	3
BC.TRS.00.152.30000	Smartphone Drybag für PRO Tankrucksack	3
TL.00.940.10000	T-LOCK	3
TRT.00.640.20001	Diebstahlsicherung für Tankrucksack	3
TRT.00.787.10100/B	Erhöhungselement 6mm	2
TRT.00.787.10200/B	Erhöhungselement 12mm	2

PRO Tankrucksäcke II: Lieferumfang

Artikelnummer	Name	Menge
BC.TRS.00.111.30000	PRO Daypack Magnet-Halterung	2
BC.TRS.00.112.30000	PRO Enduro Riemen	2
BC.TRS.00.153.30000	PRO Pocket	3
BC.WPB.00.022.10000	PRO Yukon WP	3
BC.WPB.00.023.10000	PRO Enduro WP	2
BC.WPB.00.024.10000	PRO City WP	2
BC.WPB.00.025.10000	PRO Cross WP	2

PRO Hecktaschen und Zubehör: Lieferumfang

Artikelnummer	Name	Menge
BC.HTA.00.301.30000	PRO Travelbag Hecktasche	1
BC.HTA.00.304.30000	PRO Rearbag Hecktasche	2
BC.HTA.00.305.30000	PRO Rackpack Hecktasche	2
BC.HTA.00.306.30000	PRO Cargobag Hecktasche	3
BC.HTA.00.307.30000	PRO Roadpack Hecktasche	3
BC.HTA.00.308.30000	PRO Plus Zusatztasche	3
BC.HTA.00.309.30000	PRO Base	2
BC.HTA.00.350.30000	PRO Tentbag	1
BC.LOC.00.001.10200/B	Motorradtaschen-Schloss. Mit Zahlencode.	5
BC.LOC.00.002.10100/B	Motorradtaschen-Kabelschloss. Spiralkabel.	5

PRO Tankring-Tester Tischversion



Artikelnummer

DGS.00.787.10000/B

Name

Tankring-Tester PRO Tischversion

Preis (zzgl. MwSt)

17,00 €

Version room & wall



General

Display size

- Version room (W/D/H): 80 x 90 x 157 cm
- Version wall (W/D/H): 110 x 47 x 240 cm

Options


Sales display with predefined placement per product world

- Rack, hooks and mounts included and free of charge
- Costs: all products at usual conditions
- Version: wall (one-sided) and room (two-sided)

Sales display without products


- Products freely selectable, with own composition at POS
- Cost: display 250€ without VaT, hooks and mounts not included
- Version: wall (one-sided) and room (two-sided)


Product worlds


 Waterproof and accessories

 PRO side carriers

 SLC side carriers

 Topcase and accessories

 ION tank bags, tail bags and accessories

 PRO tank bags and accessories

 PRO tails bags and accessories

Display including products and mounting

Article number	Name
DGS.00.910.20200	Sales display - wall with equipment. Theme: Waterproof and accessories.
DGS.00.910.20300	Sales display - wall with equipment. Theme: PRO side carrier.
DGS.00.910.20400	Sales display - wall with equipment. Theme: SLC side carrier.
DGS.00.910.20500	Sales display - wall with equipment. Theme: Topcases and accessories.
DGS.00.910.21200	Sales display - wall with equipment. Theme: ION tank bag, tail bag and accessories.
DGS.00.910.21401	Sales display - wall with equipment. Theme: PRO tank bag and accessories.
DGS.00.910.21700	Sales display - wall with equipment. Theme: PRO tail bag and accessories.
DGS.00.910.21800	Sales display - wall with equipment. Theme: PRO tank bag and accessories part 2.
DGS.00.910.20800	Sales display - room with equipment. Theme: Waterproof and accessories.
DGS.00.910.20900	Sales display - room with equipment. Theme: PRO side carrier.
DGS.00.910.21000	Sales display - room with equipment. Theme: SLC side carrier.
DGS.00.910.21100	Sales display - room with equipment. Thema: Topcases and accessories.
DGS.00.910.21300	Sales display - room with equipment. Theme: ION tank bag, tail bag and accessories.
DGS.00.910.21501	Sales display - room with equipment. Theme: PRO tank bag and accessories.
DGS.00.910.21600	Sales display - room with equipment. Theme: PRO tail bag and accessories.
DGS.00.910.21900	Sales display - room with equipment. Theme: PRO tank bag and accessories part 2.

Waterproof and accessories: Scope of delivery

Article number	Name	Amount
BC.WPB.00.004.10001	Triton back pack	2
BC.WPB.00.005.10002	Drybag 20 belt pouch	3
BC.WPB.00.010.10001	Drybag 80 tail bag	3
BC.WPB.00.017.10000	Drypack storage bag set	4
BC.WPB.00.018.10000	Drybag 180 tail bag	3
BC.WPB.00.019.10000	Flexpack backpack	3
BC.WPB.00.020.10000	Drybag 260 tail bag	3
BC.WPB.00.001.10001	Drybag 350 tail bag grey	4
BC.WPB.00.001.10001/Y	Drybag 350 tail bag yellow	2
BC.WPB.00.002.10001	Drybag 600 tail bag grey	4
BC.WPB.00.002.10001/Y	Drybag 600 tail bag yellow	2
BC.WPB.00.021.10000	Drybag 700 tailbag	2
BC.LOC.00.002.10100/B	Cable lock for motorcycle luggage.	5
BC.ROK.00.711.10000/B	ROK Straps. 310-1060 mm.	3
BC.ROK.00.711.10100/B	ROK Straps. 500-1500 mm.	3

PRO side carrier: Scope of delivery

Article number	Name	Amount
ALK.00.165.16303	TRAX lock set 6/2	5
ALK.00.733.10000L/S	TRAX ADV L left Silver	1
ALK.00.733.10000R/S	TRAX ADV L right Silver	1
ALK.00.733.11000L/B	TRAX ADV M left black	1
ALK.00.733.11000R/B	TRAX ADV M right black	1
BC.ALK.00.732.10000/B	TRAX inner bag	3
BC.ALK.00.732.10100/B	TRAX inner lid bag	3
BC.ALK.00.732.10400/B	TRAX ADV M lid net	3
BC.ALK.00.732.10700/B	TRAX expansion bag	3
KFT.00.152.35100	Adapter kit for PRO side carrier TRAX	3
BC.HTA.00.675.12000/B	AERO ABS side case set	1
KFT.00.152.35200	Adapter kit for PRO side carrier AERO	3
BC.SYS.00.003.10000	SysBag 30	2
SYS.00.003.10000L/B	Adapter plate left	2
SYS.00.003.10000R/B	Adapter plate right	2
SYS.00.001.13000	Adapter kit for SysBag	5

SLC side carrier: Scope of delivery

Article number	Name	Amount
BC.HTA.00.401.10100L	LG Side bag LC1 left	1
BC.HTA.00.401.10100R	LG Side bag LC1 right	1
BC.HTA.00.402.10200L	LG Side bag LC2 left	1
BC.HTA.00.402.10200R	LG Side bag LC2 right	1
BC.HTA.00.677.10000L/B	URBAN ABS side case left	2
BC.HTA.00.677.10000R/B	URBAN ABS side case right	2
HTA.00.401.15100	Universal side bracket left	1
HTA.00.401.15200	Universal side bracket right	1
BC.SYS.00.001.10000	SysBag 10	2
BC.SYS.00.002.10000	SysBag 15	2
SYS.00.001.10000L/B	Adapter plate left for SysBag 10	1
SYS.00.001.10000R/B	Adapter plate right for SysBag 10	1
SYS.00.002.10000L/B	Adapter plate left for SysBag 15	1
SYS.00.002.10000R/B	Adapter plate right for SysBag 15	1
SYS.00.001.13000	Adapter kit for SysBag	3

Topcases and accessories: Scope of delivery

Article number	Name	Amount
ALK.00.165.16303	TRAX lock set 6/2	5
ALK.00.165.16503	TRAX lock set 2/2	5
ALK.00.732.10200/B	TRAX ADV top case passenger backrest	3
ALK.00.733.15000/B	TRAX ADV Top case black	2
ALK.00.733.15000/S	TRAX ADV Top case silver	2
BC.ALK.00.732.10300/B	TRAX top case inner bag	3
BC.ALK.00.732.10600/B	TRAX ADV top case lid net	3
GPT.00.152.35100/B	Adapter kit for ADVENTURE-RACK	3
BC.HTA.00.677.21000/B	URBAN ABS top case	2
BC.HTA.00.677.22000/B	URBAN ABS top case (Lashing option)	2

ION tail bags and tank bags: Scope of delivery

Article number	Name	Amount
BC.TRS.00.201.10001	ION ONE	3
BC.TRS.00.202.10001	ION TWO	3
BC.TRS.00.203.10001	ION THREE	3
TRT.	ION TRT 1	3
TRT.	ION TRT 2	3
TRT.	ION TRT 3	3
BC.HTA.00.201.10000	ION S	4
BC.HTA.00.202.10000	ION M	2
BC.HTA.00.203.10000	ION L	3

PRO tank bags I: Scope of delivery

Article number	Name	Amount
BC.TRS.00.101.30000	PRO Sport	2
BC.TRS.00.102.30000	PRO Trial	2
BC.TRS.00.103.30000	PRO GS	2
BC.TRS.00.104.30000	PRO City	2
BC.TRS.00.107.30000	PRO Engage	2
BC.TRS.00.108.30000	PRO Daypack	3
BC.TRS.00.110.30000	PRO Micro	3
TRT.	PRO TRT 1	3
TRT.	PRO TRT 2	3
TRT.	PRO TRT 3	3
BC.LOC.00.002.10100/B	Cable lock for motorcycle luggage	5
BC.TRS.00.151.30000	Tablet Drybag for PRO tank bag	3
BC.TRS.00.152.30000	Smartphone Drybag for PRO tank bag	3
TL.00.940.10000	T-LOCK	3
TRT.00.640.20001	Anti-theft protection for PRO/ EVO tank bag	3
TRT.00.787.10100/B	Heightening for PRO tank ring 6mm	2
TRT.00.787.10200/B	Heightening for PRO tank ring 12mm	2

PRO tank bags II: Scope of delivery

Article number	Name	Amount
BC.TRS.00.111.30000	PRO Daypack magnetic	2
BC.TRS.00.112.30000	PRO Enduro strap tank bag	2
BC.TRS.00.153.30000	PRO Pocket	3
BC.WPB.00.022.10000	PRO Yukon WP	3
BC.WPB.00.023.10000	PRO Enduro WP	2
BC.WPB.00.024.10000	PRO City WP	2
BC.WPB.00.025.10000	PRO Cross WP	2

PRO tail bags and accesories: scope of supply

Article Number	Name	Amount
BC.HTA.00.301.30000	PRO Travelbag tailbag	1
BC.HTA.00.304.30000	PRO Rearbag tailbag	2
BC.HTA.00.305.30000	PRO Rackpack tailbag	2
BC.HTA.00.306.30000	PRO Cargobag tailbag	3
BC.HTA.00.307.30000	PRO Roadpack tailbag	3
BC.HTA.00.308.30000	PRO Plus accessory bag	3
BC.HTA.00.309.30000	PRO Base	2
BC.HTA.00.350.30000	PRO Tentbag	1
BC.LOC.00.001.10200/B	Lock for motorcycle luggage; combination lock	5
BC.LOC.00.002.10100/B	Cable lock for motorcycle luggage; combination lock	5

PRO tank ring-tester table version



Partnumber

DGS.00.787.10000/B

Name

Tank ring-tester PRO table version


Price (excl. VAT)

17,00 €

Item number: **BC.WPB.00.002.20000**

Revision: **00** · Date: **05 - 2023**

Drybag 600 tail bag

 ~ 0.5 h.

EASY      DIFFICULT


ENGLISH Thank you for choosing this premium product from SW-MOTECH. Visit our online shop for more information (e.g. model assignments). Required documents (e.g. national type approval) are available there for you to download.


Please read and understand all the instructions, safety information and warnings in these mounting instructions before mounting and using the product in order to avoid injury and damage. Keep these mounting instructions for reference.


This product was developed for vehicles in factory condition. Compatibility with original accessories or accessories from other manufacturers cannot be guaranteed.


These mounting instructions have been prepared to the best of our current knowledge. No legal claims relating to accuracy can be made. Errors and omissions excepted. We reserve the right to make technical and design changes. The copyright is held by SW-MOTECH.


SAFETY WARNING SYMBOL

 This warning symbol is used in these mounting instructions to warn of deadly dangers, injuries or other hazards. The words **DANGER**, **WARNING** or **CAUTION** are used as part of this warning symbol to convey important safety messages and information relating to the installation and use of this product. These words, together with the safety warning symbol, mean:


 **DANGER:** Indicates a hazardous situation which, if not avoided, will result in death or serious injury!


 **WARNING:** Indicates a hazardous situation which, if not avoided, may result in death or serious injury!

 **CAUTION:** Indicates a hazardous situation which, if not avoided, may result in minor or moderate injury!


 **NOTE:** Important information, but not relating to a risk of death or injury (property damage only)!

GENERAL INFORMATION


 **WARNING:** Assembly and/or maintenance of this product requires advanced technical skill, appropriate tools, and a good understanding of tool usage and torque specifications. For your own safety, SW-MOTECH recommends having the assembly and/or maintenance carried out by a qualified and certified motorcycle workshop.


 **WARNING:** If you do choose to assemble this product yourself, carefully and fully read the mounting instructions before assembly and use, and follow all instructions to avoid serious injury or death. Also observe all relevant information in the vehicle manual when mounting or using the product. IF YOU DO NOT UNDERSTAND ANY PART OF THESE MOUNTING INSTRUCTIONS OR NEED AN EXPLANATION AS TO A SPECIFIC INSTRUCTION, DO NOT ATTEMPT TO INSTALL THIS PRODUCT WITHOUT CONSULTING SW-MOTECH FOR ASSISTANCE!

PREPARATION: Read the mounting instructions carefully and make sure that all parts on the parts list are available.


 **CAUTION:** Ensure that your vehicle is standing securely. Switch off the engine and remove the ignition key. Allow the engine/exhaust to cool down if necessary. Disconnect the battery when working on the electrical system. Only use proper tools and always wear safety goggles and gloves during assembly and maintenance. Have a second person help you with assembly and maintenance.

ASSEMBLY: All parts and connections removed from the vehicle must be reinstalled according to the vehicle manufacturer's specifications or replaced with parts and hardware supplied by SW-MOTECH.

 **WARNING:** Secure all threads with a medium-strength liquid threadlocker, unless otherwise specified.

 **DANGER:** Tightening torques not defined by SW-MOTECH must be obtained from the vehicle manufacturer or a certified motorbike workshop.



FUNCTIONAL CHECK: After mounting the product, ensure that no moving parts are obstructed and that the function of the vehicle is not impeded. Cables and hoses must not rub against each other and/or be hindered in any way.

 **WARNING:** Carry out a comprehensive functionality check before you start to drive. Check the tightening torque of all connections and the tight fit of the product after the first 50 km and then at regular intervals. Mounted accessories can change the handling and stability of the vehicle.



SW-MOTECH GmbH & Co. KG
Ernteweg 7-10
35282 Rauschenberg
Germany



 info@sw-motech.com
 www.sw-motech.com



Take note of the symbols and what they mean in the ASSEMBLY section. If the term OEM appears in the ASSEMBLY section, the vehicle manufacturer's specifications must be observed and applied.



If you have any questions, please don't hesitate to contact our Customer Service team or our distributors. You can find our telephone number and a list of our distributors in our online shop:

www.sw-motech.com

PARTS LIST - READ AND KEEP MOUNTING INSTRUCTIONS!

1

1



BC.WPB.00.002.20000

 1/1

2



LSF.350.250

 1/1

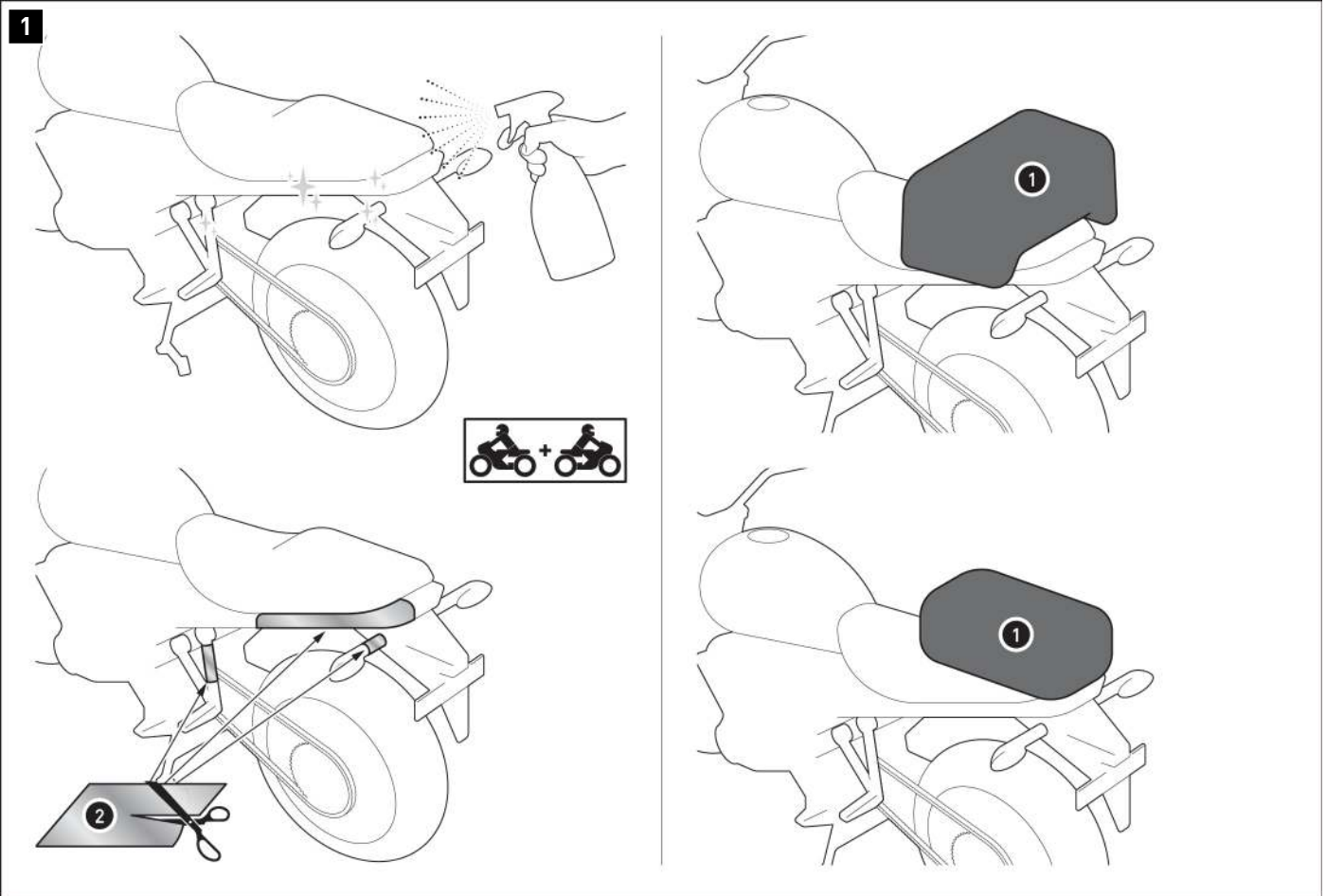
2

3



BC.ZUB.00.137.30000

 1/1





- ⚠ **WARNING:** Always wear eye and hand protection!
- ⚠ **WARNING:** Always use the proper tools!

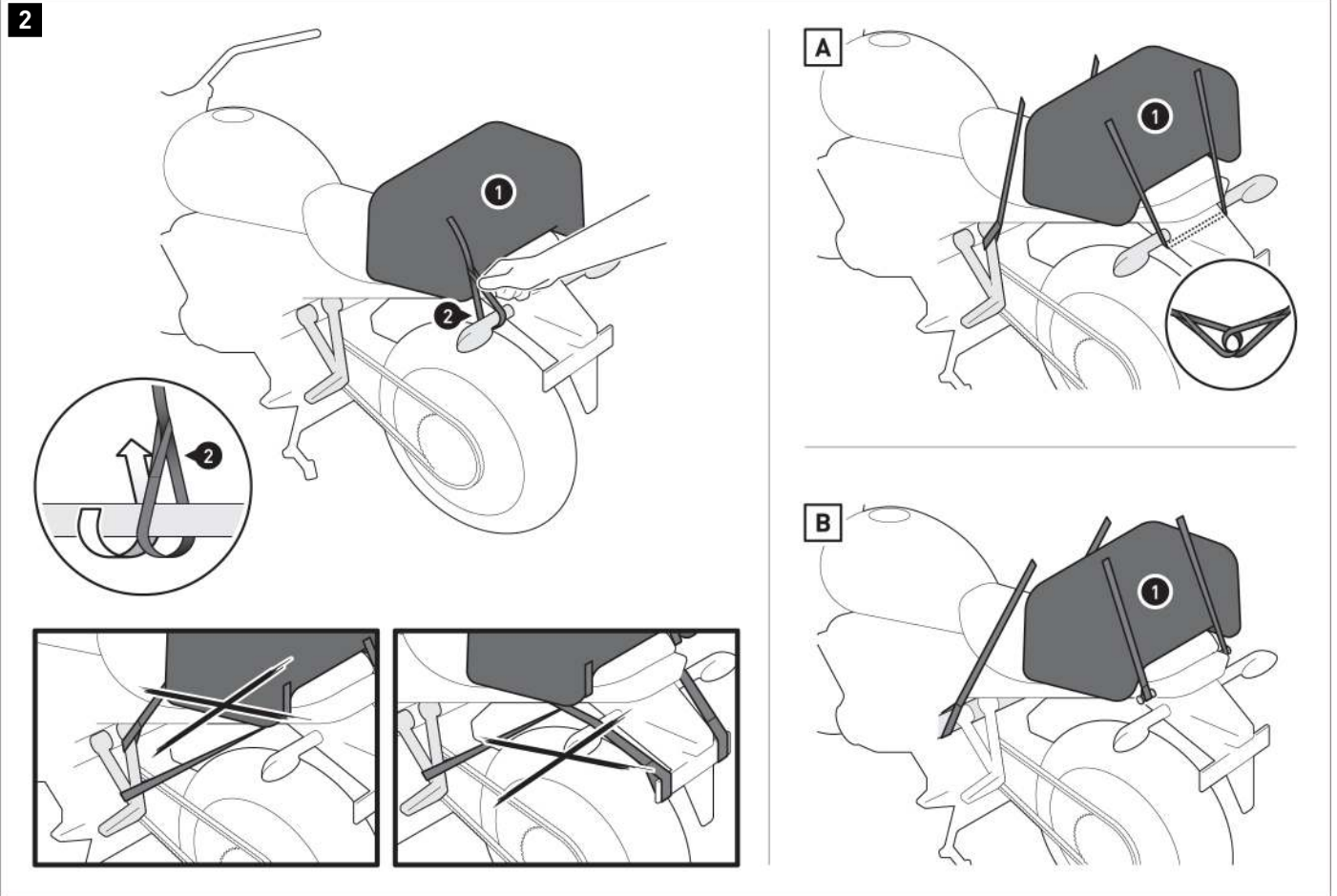
⚠ **NOTE:** The tail bag, vehicle and attachment shown will also serve as an example in the following steps.

⚠ **NOTE:** Dirt on the product and vehicle has an abrasive effect and may damage surfaces such as the paintwork. Protect ALL surfaces of the tail bag and loop straps with the enclosed adhesive protective foil (2) to avoid damage to the paintwork and any abrasion. Thoroughly clean the respective surface to ensure it is free of grease and dirt residue before applying the adhesive protective foil. Sharp-edged corners must especially be protected! After attaching the tail bag, check whether the affected areas of the vehicle are adequately protected. SW-MOTECH is not responsible for damage to the paintwork and abrasion.

Place your tail bag (1) on the back of your vehicle.

- ⚠ **CAUTION:** To prevent the rain from permeating into the tail bag (1) from the headwind, align the opening in the opposite direction you are traveling in!

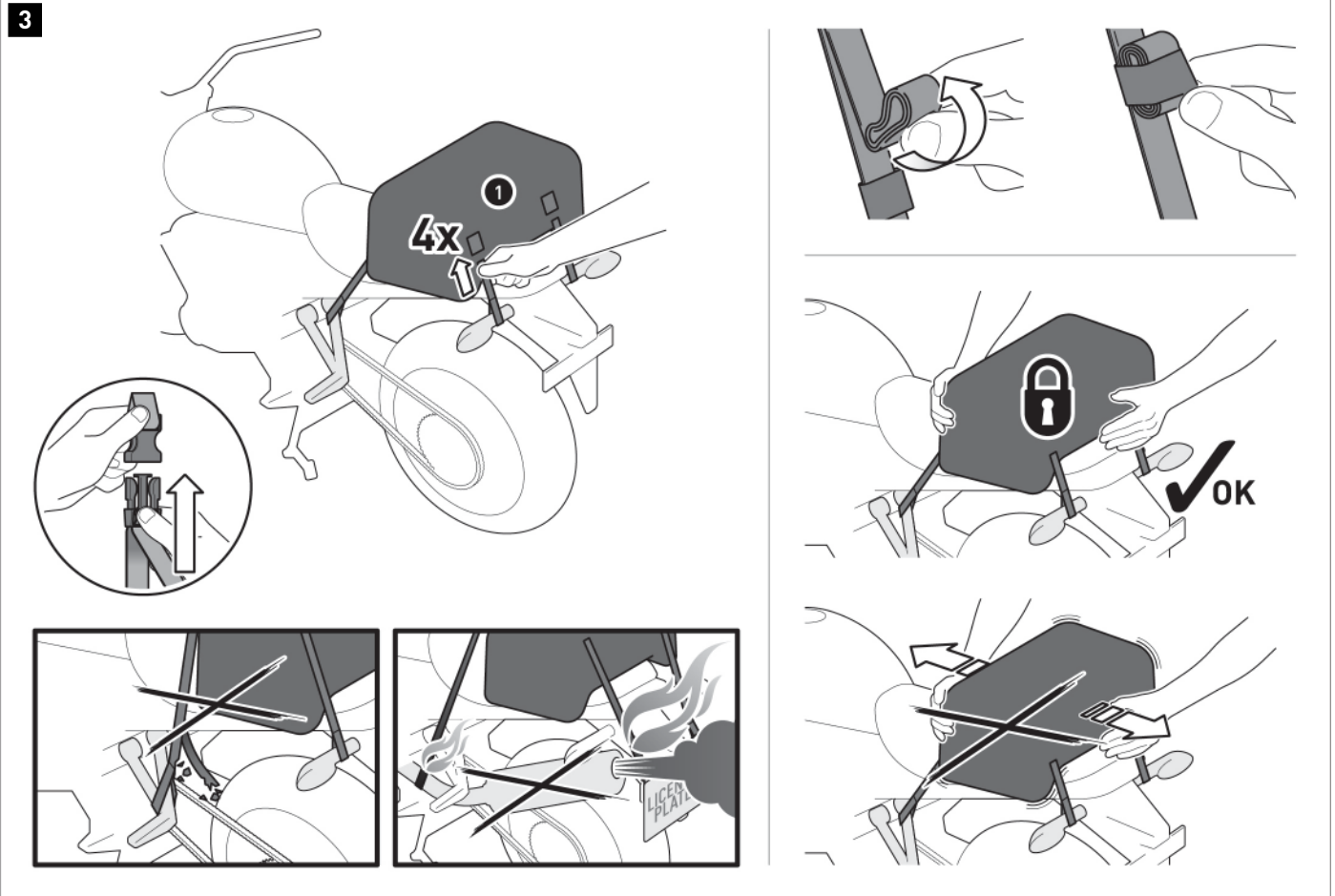




Loop the lashing straps [3] at **FOUR** suitable and resilient attachment points on the vehicle, as shown in the drawing and the example drawings[A] and[B] shown (ex. B. footrest mount, vehicle frame, luggage hook, etc.). Be sure to attach the appropriate lashing strap to the attachment points (male to female; female to male) for the buckles on the bag.



▲ WARNING: The attachment points must be selected in such a way that the tail bag (1) will not slip! To do so, clamp the tail bag (1) forwards to the two front attachment points and backwards to the two rear attachment points!

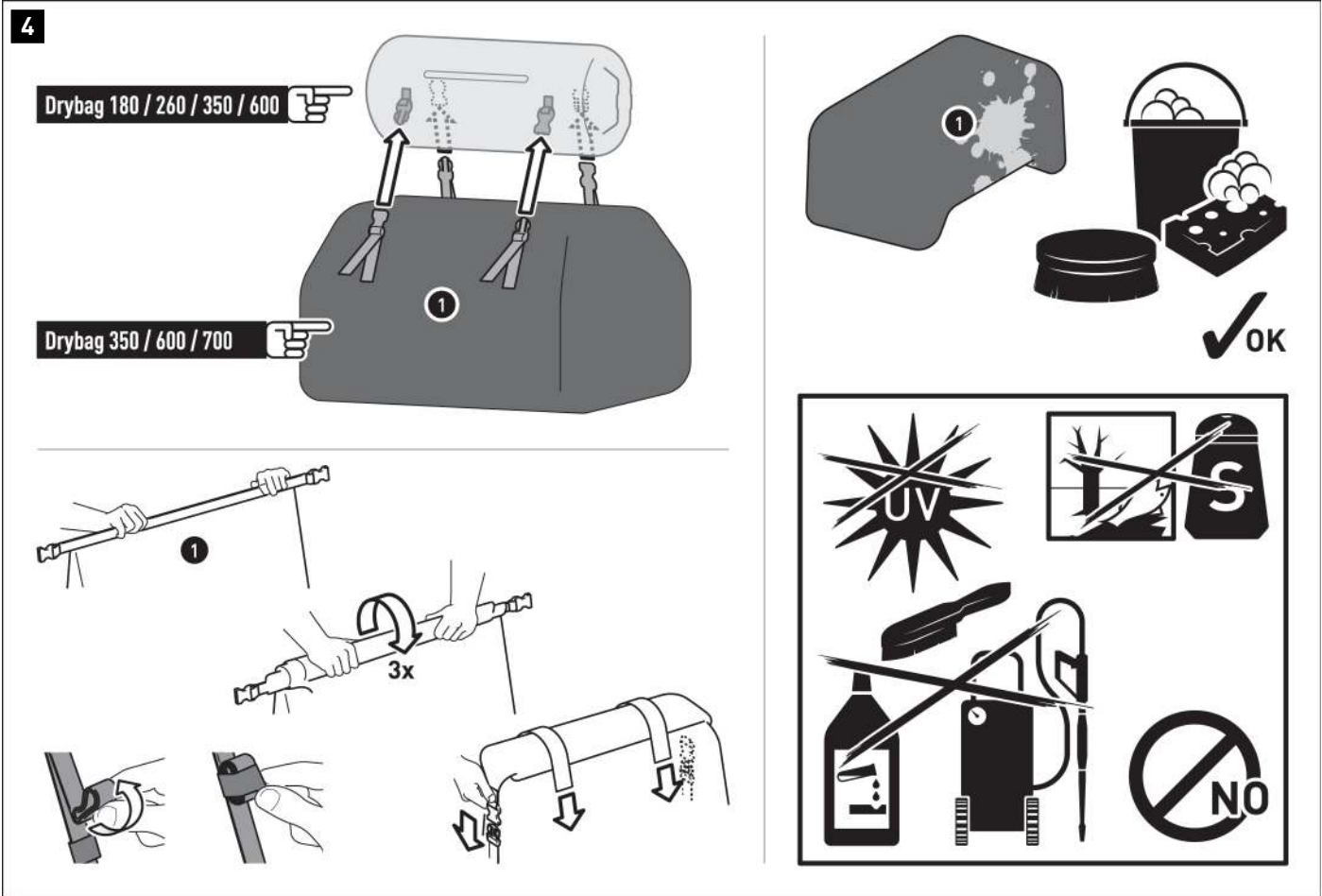


Connect the lashing straps (3) to the tail bag (1). Then tighten the lashing straps (3).

⚠ DANGER: Ensure that no component of the tail bag can come into contact with hot or moving parts of the vehicle! Ensure that all components are at least 5 cm away from hot parts and the hot exhaust flow! To verify, thoroughly bounce the vehicle several times after mounting!

Roll up the excess lengths of the lashing straps (3) and secure them using the elastic loops.

⚠ WARNING: Check that the tail bag (1) is positioned properly and securely before departure and at every rest stop (every 200 km)!



The tail bags are designed to be attached to other tail bags from the Drybag series. Connect the tail bags using the buckles (**max. TWO tail bags on top of each other per vehicle; the LOWER bag must be larger than the UPPER bag**). Then ensure that all buckles are correctly positioned and securely held.

Close the tail bag (1) as shown. To do so, roll the opening three times and close it with the buckles. Roll up the excess lengths of the buckle straps and secure them with the elastic loops.

If no second bag is used: additionally secure the opening with the sewn-on buckle straps. To do so, simply connect the buckle straps over the closed opening, pull tight, roll up any excess and secure it to the straps with the Velcro straps (Drybag 350/600/700 only).

⚠ NOTE: Select SW-MOTECH products can be looped onto the attached MOLLE attachments (only Drybag 350/600/700)!

LOADING

⚠ WARNING: Never store sharp-edged, pointed or similar objects!
⚠ DANGER: MAXIMUM LOAD: 10 kg (22 lbs)!

CARE

⚠ CAUTION: Use **ONLY** a soft fabric brush, cloth or sponge and some warm soapy water when cleaning!
 Then rinse with clean water.

Do NOT use any harsh cleaning agents, abrasive cleaning utensils or pressure washer!
 Be sure to clean the product after winter driving to avoid salt damage.

⚠ NOTE: Surface materials can be subject to color changes (fading) in the event of prolonged and intensive exposure to sunlight and weather conditions (e.g. smog, acid rain, etc.!) SW-MOTECH is not responsible for this sort of wear.

PRODUCT-SPECIFIC NOTES

⚠ NOTE: Observe the country-specific regulations for registering/operating your vehicle or the applicable TÜV regulations. After assembly, have parts that are subject to registration entered in the vehicle documents by your test centre.

⚠ DANGER: Since this is a universal product, please make sure that the product can be attached and used properly and seamlessly on your vehicle type BEFORE using it for the first time! After attaching, check that all vehicle parts can move freely and function properly! Lamps such as taillights and turn light indicators must not be impeded in their function! Cables, wires and hoses should not rub and/or squeeze against anything!

⚠ DANGER: Carry out a comprehensive function check before driving!

⚠ DANGER: Check that the product is properly positioned before departure and at every rest stop (every 200 km)!

⚠ DANGER: The driving/braking behavior of the motorcycle changes noticeably after the attachment of this product!

⚠ DANGER: Lean angle and ground clearance may be restricted by this product!


⚠ DANGER: The maximum vehicle load specified by the vehicle manufacturer is applicable!

 see LOAD  ≤ 130km/h (≤ 80mph)

Item number: **BC.WPB.00.002.20000/Y**

Revision: **00** · Date: **05 - 2023**

Drybag 600 tail bag

 ~ 0.5 h.

EASY      DIFFICULT


ENGLISH Thank you for choosing this premium product from SW-MOTECH. Visit our online shop for more information (e.g. model assignments). Required documents (e.g. national type approval) are available there for you to download.


Please read and understand all the instructions, safety information and warnings in these mounting instructions before mounting and using the product in order to avoid injury and damage. Keep these mounting instructions for reference.


This product was developed for vehicles in factory condition. Compatibility with original accessories or accessories from other manufacturers cannot be guaranteed.


These mounting instructions have been prepared to the best of our current knowledge. No legal claims relating to accuracy can be made. Errors and omissions excepted. We reserve the right to make technical and design changes. The copyright is held by SW-MOTECH.


SAFETY WARNING SYMBOL

 This warning symbol is used in these mounting instructions to warn of deadly dangers, injuries or other hazards. The words **DANGER**, **WARNING** or **CAUTION** are used as part of this warning symbol to convey important safety messages and information relating to the installation and use of this product. These words, together with the safety warning symbol, mean:


 **DANGER:** Indicates a hazardous situation which, if not avoided, will result in death or serious injury!


 **WARNING:** Indicates a hazardous situation which, if not avoided, may result in death or serious injury!

 **CAUTION:** Indicates a hazardous situation which, if not avoided, may result in minor or moderate injury!


 **NOTE:** Important information, but not relating to a risk of death or injury (property damage only)!

GENERAL INFORMATION


 **WARNING:** Assembly and/or maintenance of this product requires advanced technical skill, appropriate tools, and a good understanding of tool usage and torque specifications. For your own safety, SW-MOTECH recommends having the assembly and/or maintenance carried out by a qualified and certified motorcycle workshop.


 **WARNING:** If you do choose to assemble this product yourself, carefully and fully read the mounting instructions before assembly and use, and follow all instructions to avoid serious injury or death. Also observe all relevant information in the vehicle manual when mounting or using the product. IF YOU DO NOT UNDERSTAND ANY PART OF THESE MOUNTING INSTRUCTIONS OR NEED AN EXPLANATION AS TO A SPECIFIC INSTRUCTION, DO NOT ATTEMPT TO INSTALL THIS PRODUCT WITHOUT CONSULTING SW-MOTECH FOR ASSISTANCE!

PREPARATION: Read the mounting instructions carefully and make sure that all parts on the parts list are available.


 **CAUTION:** Ensure that your vehicle is standing securely. Switch off the engine and remove the ignition key. Allow the engine/exhaust to cool down if necessary. Disconnect the battery when working on the electrical system. Only use proper tools and always wear safety goggles and gloves during assembly and maintenance. Have a second person help you with assembly and maintenance.

ASSEMBLY: All parts and connections removed from the vehicle must be reinstalled according to the vehicle manufacturer's specifications or replaced with parts and hardware supplied by SW-MOTECH.

 **WARNING:** Secure all threads with a medium-strength liquid threadlocker, unless otherwise specified.

 **DANGER:** Tightening torques not defined by SW-MOTECH must be obtained from the vehicle manufacturer or a certified motorbike workshop.



FUNCTIONAL CHECK: After mounting the product, ensure that no moving parts are obstructed and that the function of the vehicle is not impeded. Cables and hoses must not rub against each other and/or be hindered in any way.

 **WARNING:** Carry out a comprehensive functionality check before you start to drive. Check the tightening torque of all connections and the tight fit of the product after the first 50 km and then at regular intervals. Mounted accessories can change the handling and stability of the vehicle.



SW-MOTECH GmbH & Co. KG
Ernteweg 7-10
35282 Rauschenberg
Germany



 info@sw-motech.com
 www.sw-motech.com



Take note of the symbols and what they mean in the ASSEMBLY section. If the term OEM appears in the ASSEMBLY section, the vehicle manufacturer's specifications must be observed and applied.



If you have any questions, please don't hesitate to contact our Customer Service team or our distributors. You can find our telephone number and a list of our distributors in our online shop:

www.sw-motech.com

PARTS LIST - READ AND KEEP MOUNTING INSTRUCTIONS!

1

1



BC.WPB.00.002.20000/Y

 1/1

2



LSF.350.250

 1/1

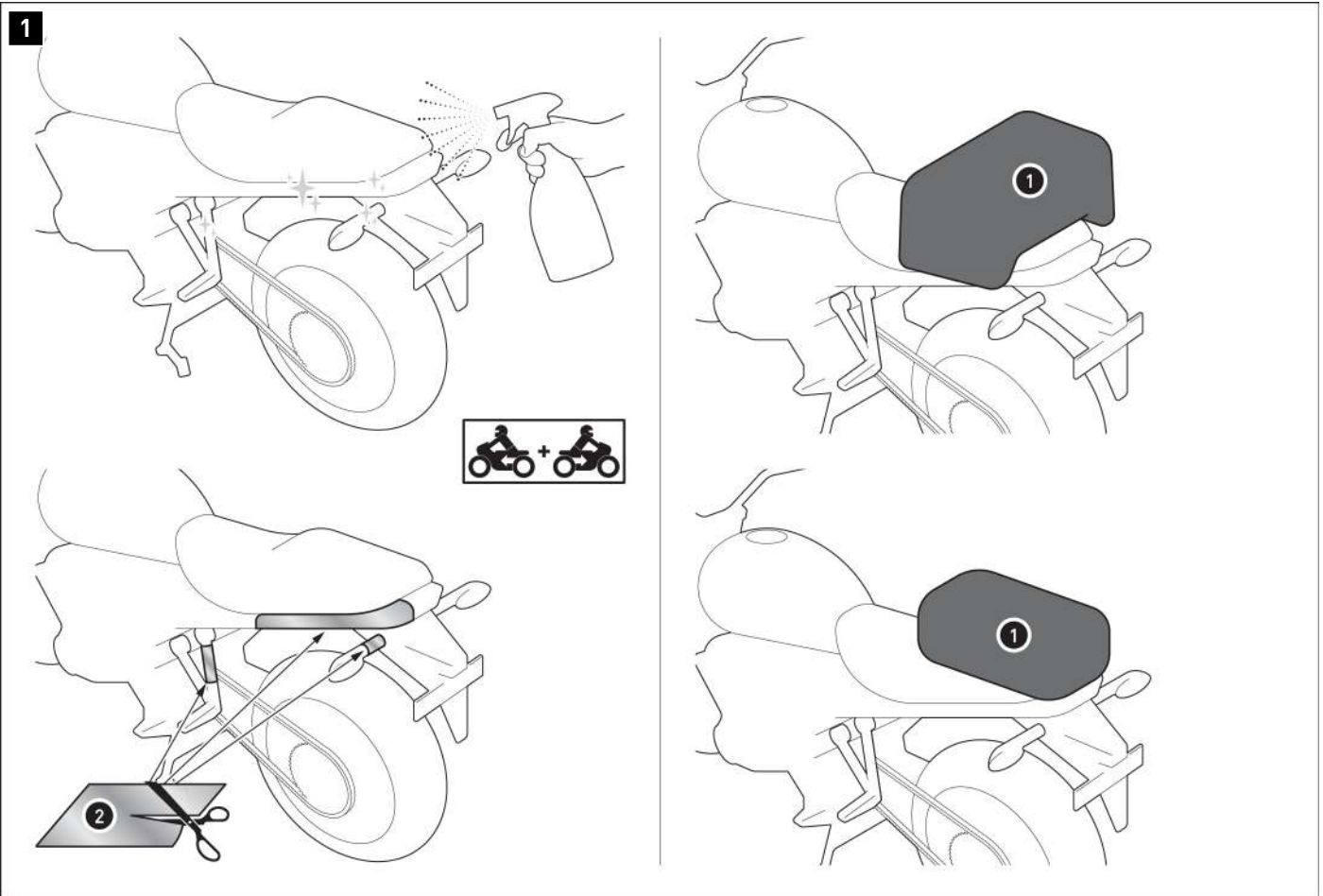
2

3



BC.ZUB.00.137.30000

 1/1





- ⚠ **WARNING:** Always wear eye and hand protection!
- ⚠ **WARNING:** Always use the proper tools!

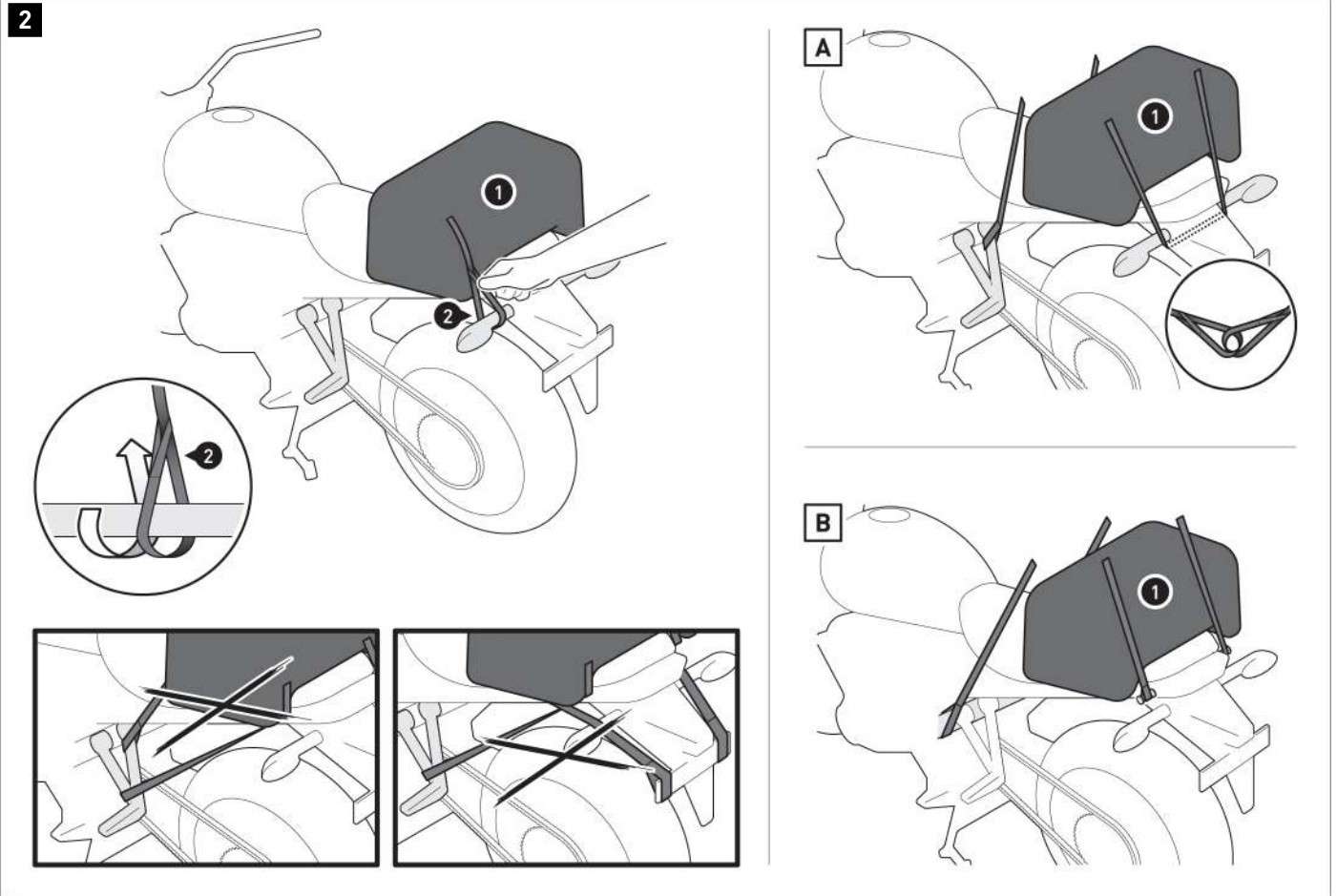
⚠ **NOTE:** The tail bag, vehicle and attachment shown will also serve as an example in the following steps.

⚠ **NOTE:** Dirt on the product and vehicle has an abrasive effect and may damage surfaces such as the paintwork. Protect ALL surfaces of the tail bag and loop straps with the enclosed adhesive protective foil (2) to avoid damage to the paintwork and any abrasion. Thoroughly clean the respective surface to ensure it is free of grease and dirt residue before applying the adhesive protective foil. Sharp-edged corners must especially be protected! After attaching the tail bag, check whether the affected areas of the vehicle are adequately protected. SW-MOTECH is not responsible for damage to the paintwork and abrasion.

Place your tail bag (1) on the back of your vehicle.

⚠ **CAUTION:** To prevent the rain from permeating into the tail bag (1) from the headwind, align the opening in the opposite direction you are traveling in!

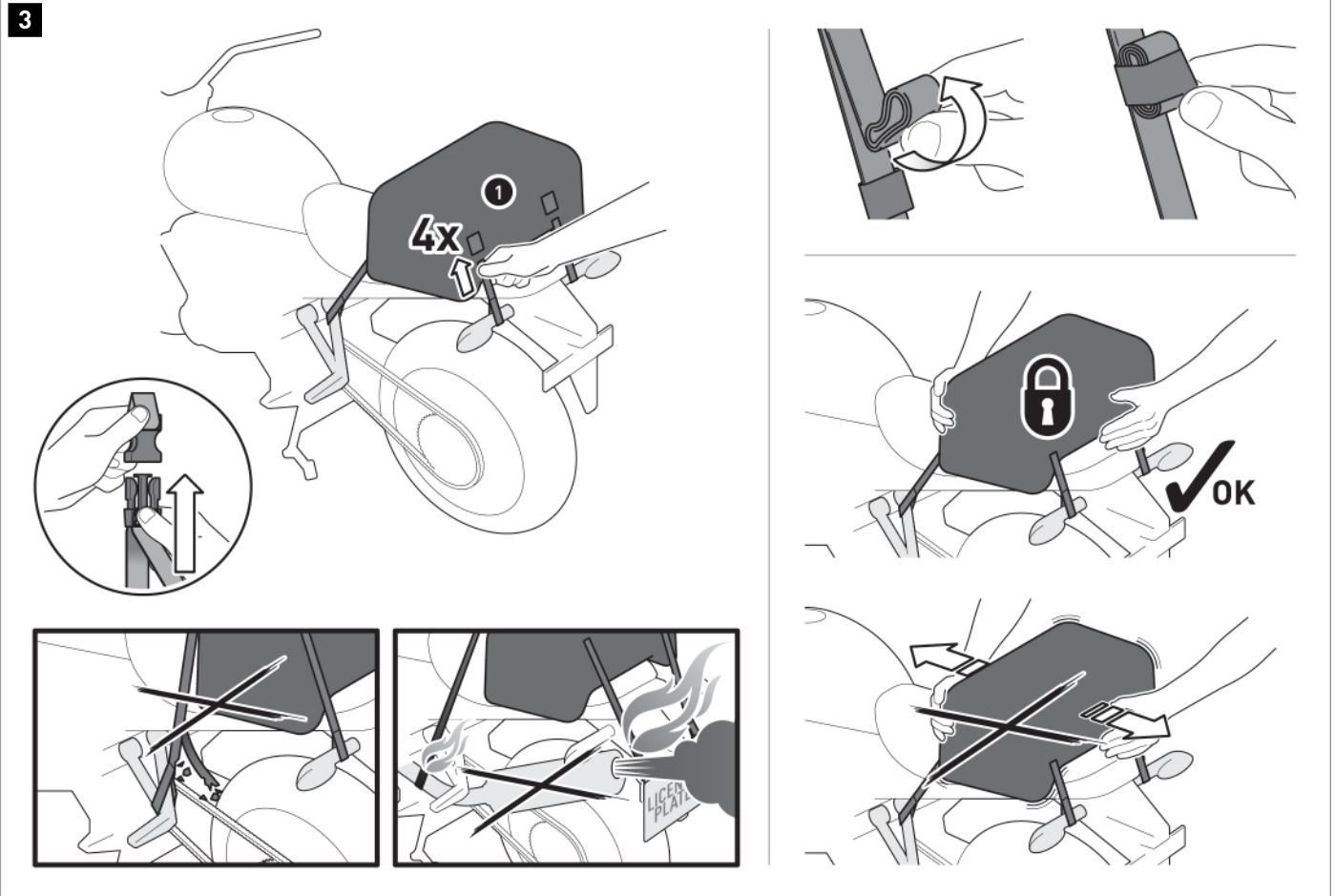




Loop the lashing straps [3] onto the **FOUR** suitable, sturdy attachment points on the vehicle, as shown in the drawing and examples **[A]** and **[B]** (e.g. footrest holder, vehicle frame, luggage hooks etc.). Be sure to attach the appropriate lashing strap to the attachment points (male to female; female to male) for the buckles on the bag.



▲ WARNING: The attachment points must be selected in such a way that the tail bag (1) will not slip! To do so, clamp the tail bag (1) forwards to the two front attachment points and backwards to the two rear attachment points!

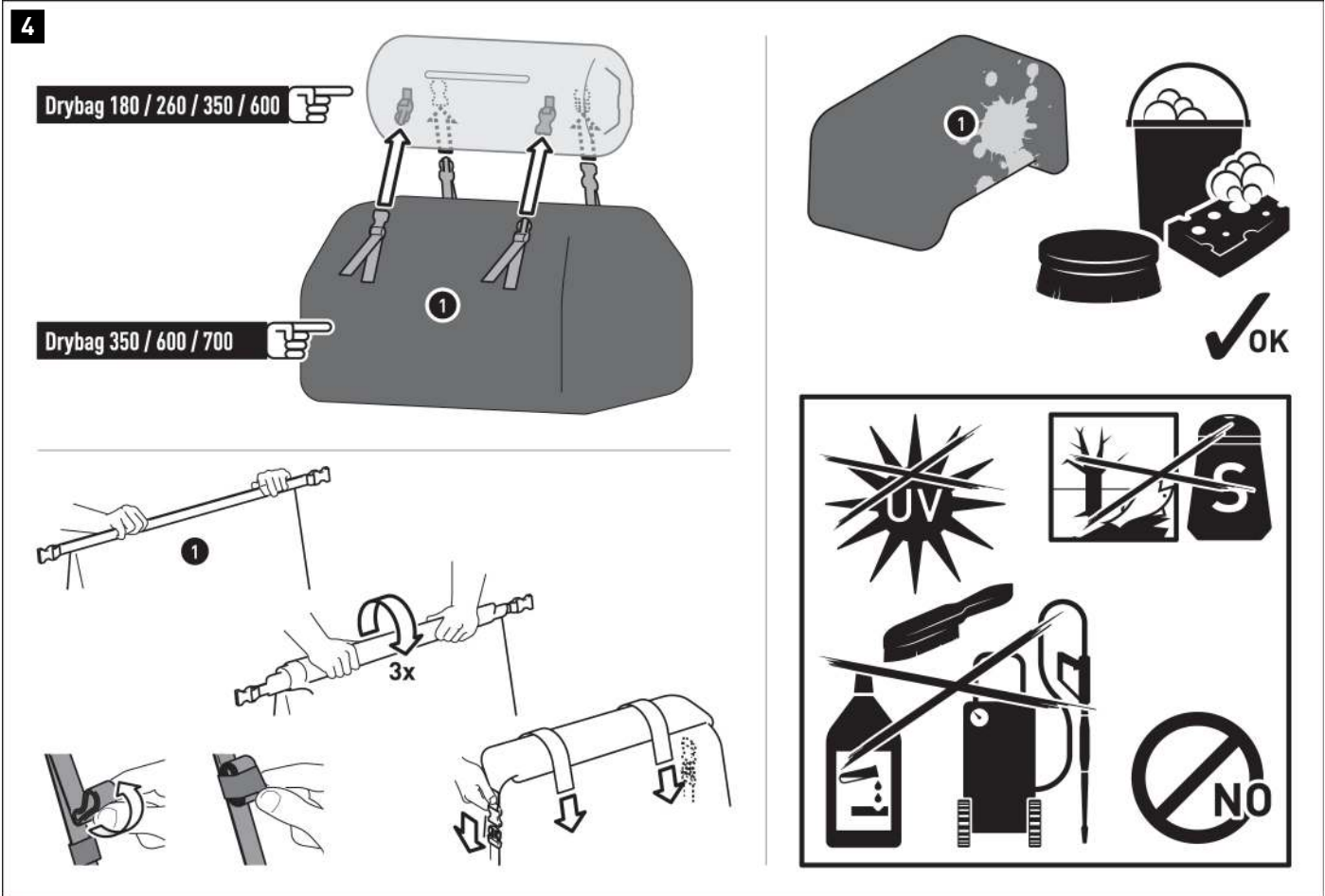


Connect the lashing straps (3) to the tail bag (1). Then tighten the lashing straps (3).

⚠ DANGER: Ensure that no component of the tail bag can come into contact with hot or moving parts of the vehicle! Ensure that all components are at least 5 cm away from hot parts and the hot exhaust flow! To verify, thoroughly bounce the vehicle several times after mounting!

Roll up the excess lengths of the lashing straps (3) and secure them using the elastic loops.

⚠ WARNING: Check that the tail bag (1) is positioned properly and securely before departure and at every rest stop (every 200 km)!



The tail bags are designed to be attached to other tail bags from the Drybag series. Connect the tail bags using the buckles (**max. TWO tail bags on top of each other per vehicle; the LOWER bag must be larger than the UPPER bag**). Then ensure that all buckles are correctly positioned and securely held.

Close the tail bag (1) as shown. To do so, roll the opening three times and close it with the buckles. Roll up the excess lengths of the buckle straps and secure them with the elastic loops.

If no second bag is used: additionally secure the opening with the sewn-on buckle straps. To do so, simply connect the buckle straps over the closed opening, pull tight, roll up any excess and secure it to the straps with the Velcro straps (Drybag 350/600/700 only).

⚠ NOTE: Select SW-MOTECH products can be looped onto the attached MOLLE attachments (only Drybag 350/600/700)!

LOADING

⚠ WARNING: Never store sharp-edged, pointed or similar objects!
⚠ DANGER: MAXIMUM LOAD: 10 kg (22 lbs)!

CARE

⚠ CAUTION: Use **ONLY** a soft fabric brush, cloth or sponge and some warm soapy water when cleaning!
 Then rinse with clean water.

Do **NOT** use any harsh cleaning agents, abrasive cleaning utensils or pressure washer!
 Be sure to clean the product after winter driving to avoid salt damage.

⚠ NOTE: Surface materials can be subject to color changes (fading) in the event of prolonged and intensive exposure to sunlight and weather conditions (e.g. smog, acid rain, etc.)! SW-MOTECH is not responsible for this sort of wear.

PRODUCT-SPECIFIC NOTES

⚠ NOTE: Observe the country-specific regulations for registering/operating your vehicle or the applicable TÜV regulations. After assembly, have parts that are subject to registration entered in the vehicle documents by your test centre.

⚠ DANGER: Since this is a universal product, please make sure that the product can be attached and used properly and seamlessly on your vehicle type BEFORE using it for the first time! After attaching, check that all vehicle parts can move freely and function properly! Lamps such as taillights and turn light indicators must not be impeded in their function! Cables, wires and hoses should not rub and/or squeeze against anything!

⚠ DANGER: Carry out a comprehensive function check before driving!


⚠ DANGER: Check that the product is properly positioned before departure and at every rest stop (every 200 km)!

⚠ DANGER: The driving/braking behavior of the motorcycle changes noticeably after the attachment of this product!

⚠ DANGER: Lean angle and ground clearance may be restricted by this product!

⚠ DANGER: The maximum vehicle load specified by the vehicle manufacturer is applicable!

 see LOAD  ≤ 130km/h (≤ 80mph)

Item number: **BC.WPB.00.003.20000**Revision: **00** · Date: **12 - 2023****Daily WP backpack** ~ 0.25 h.EASY      DIFFICULT


ENGLISH Thank you for choosing this premium product from SW-MOTECH. Visit our online shop for more information (e.g. model assignments). Required documents (e.g. national type approval) are available there for you to download.


Please read and understand all the instructions, safety information and warnings in these mounting instructions before mounting and using the product in order to avoid injury and damage. Keep these mounting instructions for reference.


This product was developed for vehicles in factory condition. Compatibility with original accessories or accessories from other manufacturers cannot be guaranteed.


These mounting instructions have been prepared to the best of our current knowledge. No legal claims relating to accuracy can be made. Errors and omissions excepted. We reserve the right to make technical and design changes. The copyright is held by SW-MOTECH.


SAFETY WARNING SYMBOL

 This warning symbol is used in these mounting instructions to warn of deadly dangers, injuries or other hazards. The words **DANGER**, **WARNING** or **CAUTION** are used as part of this warning symbol to convey important safety messages and information relating to the installation and use of this product. These words, together with the safety warning symbol, mean:


 **DANGER:** Indicates a hazardous situation which, if not avoided, will result in death or serious injury!


 **WARNING:** Indicates a hazardous situation which, if not avoided, may result in death or serious injury!

 **CAUTION:** Indicates a hazardous situation which, if not avoided, may result in minor or moderate injury!


 **NOTE:** Important information, but not relating to a risk of death or injury (property damage only)!

GENERAL INFORMATION


 **WARNING:** Assembly and/or maintenance of this product requires advanced technical skill, appropriate tools, and a good understanding of tool usage and torque specifications. For your own safety, SW-MOTECH recommends having the assembly and/or maintenance carried out by a qualified and certified motorcycle workshop.


 **WARNING:** If you do choose to assemble this product yourself, carefully and fully read the mounting instructions before assembly and use, and follow all instructions to avoid serious injury or death. Also observe all relevant information in the vehicle manual when mounting or using the product. IF YOU DO NOT UNDERSTAND ANY PART OF THESE MOUNTING INSTRUCTIONS OR NEED AN EXPLANATION AS TO A SPECIFIC INSTRUCTION, DO NOT ATTEMPT TO INSTALL THIS PRODUCT WITHOUT CONSULTING SW-MOTECH FOR ASSISTANCE!

PREPARATION: Read the mounting instructions carefully and make sure that all parts on the parts list are available.


 **CAUTION:** Ensure that your vehicle is standing securely. Switch off the engine and remove the ignition key. Allow the engine/exhaust to cool down if necessary. Disconnect the battery when working on the electrical system. Only use proper tools and always wear safety goggles and gloves during assembly and maintenance. Have a second person help you with assembly and maintenance.

ASSEMBLY: All parts and connections removed from the vehicle must be reinstalled according to the vehicle manufacturer's specifications or replaced with parts and hardware supplied by SW-MOTECH.

 **WARNING:** Secure all threads with a medium-strength liquid threadlocker, unless otherwise specified.

 **DANGER:** Tightening torques not defined by SW-MOTECH must be obtained from the vehicle manufacturer or a certified motorbike workshop.



FUNCTIONAL CHECK: After mounting the product, ensure that no moving parts are obstructed and that the function of the vehicle is not impeded. Cables and hoses must not rub against each other and/or be hindered in any way.

 **WARNING:** Carry out a comprehensive functionality check before you start to drive. Check the tightening torque of all connections and the tight fit of the product after the first 50 km and then at regular intervals. Mounted accessories can change the handling and stability of the vehicle.



SW-MOTECH GmbH & Co. KG
Ernteweg 7-10
35282 Rauschenberg
Germany



 info@sw-motech.com
 www.sw-motech.com



Take note of the symbols and what they mean in the ASSEMBLY section. If the term OEM appears in the ASSEMBLY section, the vehicle manufacturer's specifications must be observed and applied.



If you have any questions, please don't hesitate to contact our Customer Service team or our distributors. You can find our telephone number and a list of our distributors in our online shop:

www.sw-motech.com


1

1



BC.WPB.00.003.20000

 **1/1**



Close the backpack (1) as shown. To do so, roll the opening three times, and close it with the buckles. Roll up the excess lengths of the buckle straps and secure them with the elastic loops.



LOADING

⚠ WARNING: Never store sharp-edged, pointed or similar objects!

CARE

⚠ CAUTION: Use ONLY a soft fabric brush, cloth or sponge and some warm soapy water when cleaning! Then rinse with clean water.

Do NOT use any harsh cleaning agents, utensils or pressure washer! Be sure to clean the product after winter driving to avoid salt damage.

⚠ NOTE: Surface materials can be subject to color changes (fading) in the event of prolonged and intensive exposure to sunlight and weather conditions (e.g. smog, acid rain, etc.)! SW-MOTECH is not responsible for this sort of wear.


PRODUCT-SPECIFIC NOTES

⚠ NOTE: *Observe the country-specific regulations for the registration/operation of your vehicle or applicable TÜV regulations. After assembly, have parts that are subject to registration entered in the vehicle documents by your test centre.*

Item number: **BC.WPB.00.005.20000**

Revision: **00** · Date: **12 - 2023**

Belt WP

 ~ 0.25 h.

EASY      DIFFICULT


ENGLISH Thank you for choosing this premium product from SW-MOTECH. Visit our online shop for more information (e.g. model assignments). Required documents (e.g. national type approval) are available there for you to download.


Please read and understand all the instructions, safety information and warnings in these mounting instructions before mounting and using the product in order to avoid injury and damage. Keep these mounting instructions for reference.


This product was developed for vehicles in factory condition. Compatibility with original accessories or accessories from other manufacturers cannot be guaranteed.


These mounting instructions have been prepared to the best of our current knowledge. No legal claims relating to accuracy can be made. Errors and omissions excepted. We reserve the right to make technical and design changes. The copyright is held by SW-MOTECH.


SAFETY WARNING SYMBOL

 This warning symbol is used in these mounting instructions to warn of deadly dangers, injuries or other hazards. The words **DANGER**, **WARNING** or **CAUTION** are used as part of this warning symbol to convey important safety messages and information relating to the installation and use of this product. These words, together with the safety warning symbol, mean:


 **DANGER:** Indicates a hazardous situation which, if not avoided, will result in death or serious injury!


 **WARNING:** Indicates a hazardous situation which, if not avoided, may result in death or serious injury!

 **CAUTION:** Indicates a hazardous situation which, if not avoided, may result in minor or moderate injury!


 **NOTE:** Important information, but not relating to a risk of death or injury (property damage only)!

GENERAL INFORMATION


 **WARNING:** Assembly and/or maintenance of this product requires advanced technical skill, appropriate tools, and a good understanding of tool usage and torque specifications. For your own safety, SW-MOTECH recommends having the assembly and/or maintenance carried out by a qualified and certified motorcycle workshop.


 **WARNING:** If you do choose to assemble this product yourself, carefully and fully read the mounting instructions before assembly and use, and follow all instructions to avoid serious injury or death. Also observe all relevant information in the vehicle manual when mounting or using the product. IF YOU DO NOT UNDERSTAND ANY PART OF THESE MOUNTING INSTRUCTIONS OR NEED AN EXPLANATION AS TO A SPECIFIC INSTRUCTION, DO NOT ATTEMPT TO INSTALL THIS PRODUCT WITHOUT CONSULTING SW-MOTECH FOR ASSISTANCE!

PREPARATION: Read the mounting instructions carefully and make sure that all parts on the parts list are available.


 **CAUTION:** Ensure that your vehicle is standing securely. Switch off the engine and remove the ignition key. Allow the engine/exhaust to cool down if necessary. Disconnect the battery when working on the electrical system. Only use proper tools and always wear safety goggles and gloves during assembly and maintenance. Have a second person help you with assembly and maintenance.

ASSEMBLY: All parts and connections removed from the vehicle must be reinstalled according to the vehicle manufacturer's specifications or replaced with parts and hardware supplied by SW-MOTECH.

 **WARNING:** Secure all threads with a medium-strength liquid threadlocker, unless otherwise specified.

 **DANGER:** Tightening torques not defined by SW-MOTECH must be obtained from the vehicle manufacturer or a certified motorbike workshop.



FUNCTIONAL CHECK: After mounting the product, ensure that no moving parts are obstructed and that the function of the vehicle is not impeded. Cables and hoses must not rub against each other and/or be hindered in any way.

 **WARNING:** Carry out a comprehensive functionality check before you start to drive. Check the tightening torque of all connections and the tight fit of the product after the first 50 km and then at regular intervals. Mounted accessories can change the handling and stability of the vehicle.



SW-MOTECH GmbH & Co. KG
Ernteweg 7-10
35282 Rauschenberg
Germany



 info@sw-motech.com
 www.sw-motech.com



Take note of the symbols and what they mean in the ASSEMBLY section. If the term OEM appears in the ASSEMBLY section, the vehicle manufacturer's specifications must be observed and applied.



If you have any questions, please don't hesitate to contact our Customer Service team or our distributors. You can find our telephone number and a list of our distributors in our online shop:

www.sw-motech.com


1

1



BC.WPB.00.005.20000

 1/1



- ⚠ **WARNING:** Always wear eye and hand protection!
- ⚠ **WARNING:** Always use the proper tools!

LOADING

- ⚠ **WARNING:** Never store sharp-edged, pointed or similar objects!
- ⚠ **DANGER:** MAXIMUM LOAD: 1 kg (2.2 lbs)

CARE

- ⚠ **CAUTION:** Use **ONLY** a soft fabric brush, cloth or sponge and some warm soapy water when cleaning! Then rinse with clean water.
- Do **NOT** use any harsh cleaning agents, utensils or pressure washer!
- Be sure to clean the product after winter driving in order to avoid damage from the salt.

⚠ **NOTE:** Surface materials can be subject to color changes (fading) in the event of prolonged and intensive exposure to sunlight and weather conditions (e.g. smog, acid rain, etc.)! SW-MOTECH is not responsible for this sort of wear.




PRODUCT-SPECIFIC NOTES

⚠ NOTE: *Observe the country-specific regulations for the registration/operation of your vehicle or applicable TÜV regulations. After assembly, have parts that are subject to registration entered in the vehicle documents by your test centre.*

Item number: **BC.WPB.00.010.20000**

Revision: **00** · Date: **06 - 2023**

Drybag 80 tail bag

 ~ 0.5 h.

EASY      DIFFICULT


ENGLISH Thank you for choosing this premium product from SW-MOTECH. Visit our online shop for more information (e.g. model assignments). Required documents (e.g. national type approval) are available there for you to download.


Please read and understand all the instructions, safety information and warnings in these mounting instructions before mounting and using the product in order to avoid injury and damage. Keep these mounting instructions for reference.


This product was developed for vehicles in factory condition. Compatibility with original accessories or accessories from other manufacturers cannot be guaranteed.


These mounting instructions have been prepared to the best of our current knowledge. No legal claims relating to accuracy can be made. Errors and omissions excepted. We reserve the right to make technical and design changes. The copyright is held by SW-MOTECH.


SAFETY WARNING SYMBOL

 This warning symbol is used in these mounting instructions to warn of deadly dangers, injuries or other hazards. The words **DANGER, WARNING or CAUTION** are used as part of this warning symbol to convey important safety messages and information relating to the installation and use of this product. These words, together with the safety warning symbol, mean:


 **DANGER:** Indicates a hazardous situation which, if not avoided, will result in death or serious injury!


 **WARNING:** Indicates a hazardous situation which, if not avoided, may result in death or serious injury!

 **CAUTION:** Indicates a hazardous situation which, if not avoided, may result in minor or moderate injury!


 **NOTE:** Important information, but not relating to a risk of death or injury (property damage only)!

GENERAL INFORMATION


 **WARNING:** Assembly and/or maintenance of this product requires advanced technical skill, appropriate tools, and a good understanding of tool usage and torque specifications. For your own safety, SW-MOTECH recommends having the assembly and/or maintenance carried out by a qualified and certified motorcycle workshop.


 **WARNING:** If you do choose to assemble this product yourself, carefully and fully read the mounting instructions before assembly and use, and follow all instructions to avoid serious injury or death. Also observe all relevant information in the vehicle manual when mounting or using the product. **IF YOU DO NOT UNDERSTAND ANY PART OF THESE MOUNTING INSTRUCTIONS OR NEED AN EXPLANATION AS TO A SPECIFIC INSTRUCTION, DO NOT ATTEMPT TO INSTALL THIS PRODUCT WITHOUT CONSULTING SW-MOTECH FOR ASSISTANCE!**

PREPARATION: Read the mounting instructions carefully and make sure that all parts on the parts list are available.


 **CAUTION:** Ensure that your vehicle is standing securely. Switch off the engine and remove the ignition key. Allow the engine/exhaust to cool down if necessary. Disconnect the battery when working on the electrical system. Only use proper tools and always wear safety goggles and gloves during assembly and maintenance. Have a second person help you with assembly and maintenance.

ASSEMBLY: All parts and connections removed from the vehicle must be reinstalled according to the vehicle manufacturer's specifications or replaced with parts and hardware supplied by SW-MOTECH.

 **WARNING:** Secure all threads with a medium-strength liquid threadlocker, unless otherwise specified.

 **DANGER:** Tightening torques not defined by SW-MOTECH must be obtained from the vehicle manufacturer or a certified motorbike workshop.



FUNCTIONAL CHECK: After mounting the product, ensure that no moving parts are obstructed and that the function of the vehicle is not impeded. Cables and hoses must not rub against each other and/or be hindered in any way.

 **WARNING:** Carry out a comprehensive functionality check before you start to drive. Check the tightening torque of all connections and the tight fit of the product after the first 50 km and then at regular intervals. Mounted accessories can change the handling and stability of the vehicle.



SW-MOTECH GmbH & Co. KG
Ernteweg 7-10
35282 Rauschenberg
Germany



 info@sw-motech.com
 www.sw-motech.com



Take note of the symbols and what they mean in the ASSEMBLY section. If the term OEM appears in the ASSEMBLY section, the vehicle manufacturer's specifications must be observed and applied.



If you have any questions, please don't hesitate to contact our Customer Service team or our distributors. You can find our telephone number and a list of our distributors in our online shop:

www.sw-motech.com

PARTS LIST - READ AND KEEP MOUNTING INSTRUCTIONS!

1

1



BC.WPB.00.010.20000

 **1/1**


2




LSF.350.250

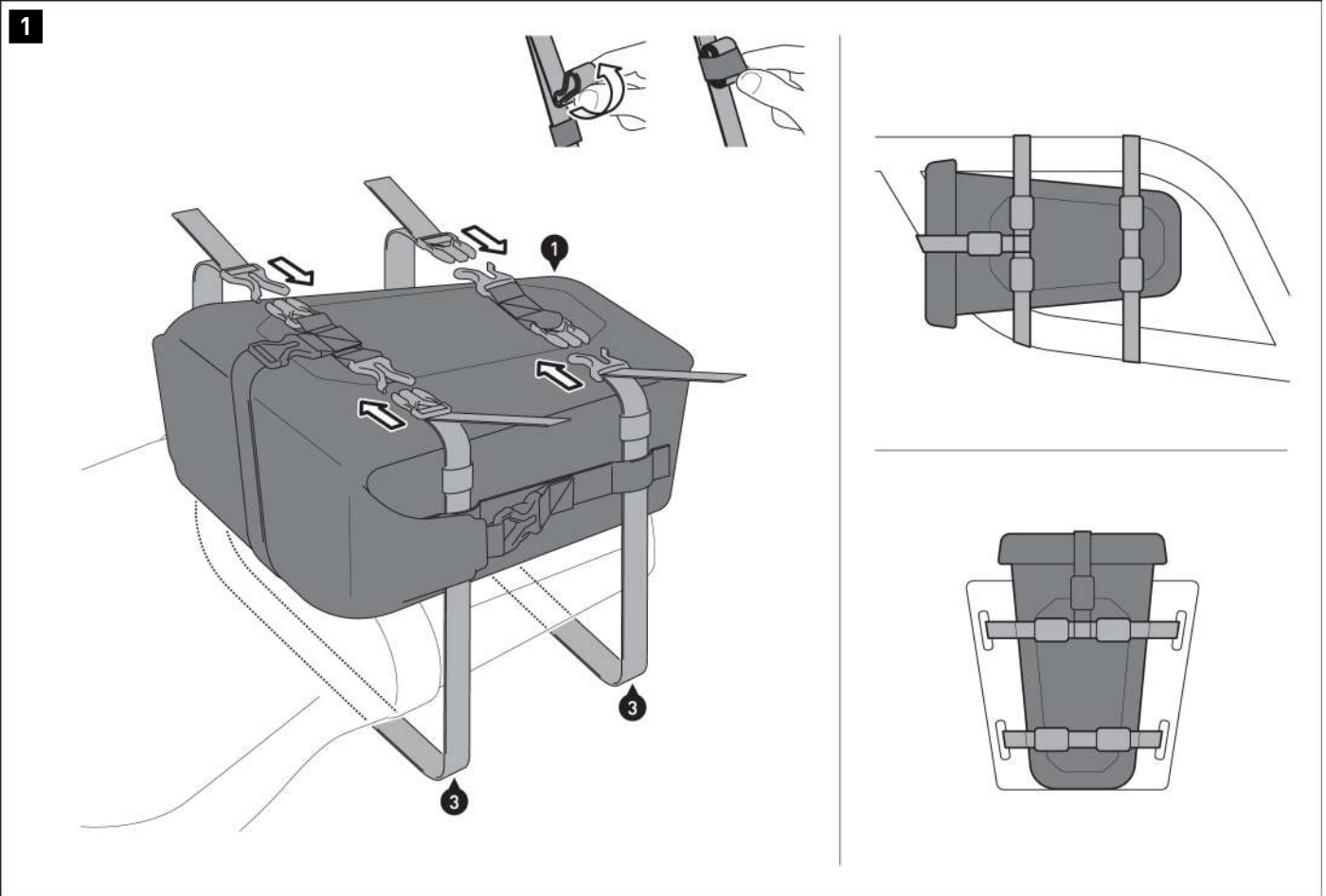
 **1/1**

3



BC.ZUB.00.138.30000

 **1/1**



- ▲ **WARNING:** Always wear eye and hand protection!
- ▲ **WARNING:** Always use the proper tools!

▲ **NOTE:** Dirt on the product and vehicle has an abrasive effect and may damage surfaces such as the paintwork. Protect ALL surfaces of the tail bag and loop straps with the enclosed adhesive protective foil (2) to avoid damage to the paintwork and any abrasion. Thoroughly clean the respective surface to ensure it is free of grease and dirt residue before applying the adhesive protective foil. Sharp-edged corners must especially be protected! After attaching the tail bag, check whether the affected areas of the vehicle are adequately protected. SW-MOTECH is not responsible for damage to the paintwork and abrasion.

Attach the tail bag (1) to your vehicle as shown in the examples; to do so, use the lashing straps (3).

Make sure to attach the tail bag to the vehicle using suitable, sturdy attachment points as shown in the examples (eg. seat, SW-MOTECH crash bar, SW-MOTECH rack, etc.).

Be sure to attach the appropriate lashing strap to the attachment points (male to female; female to male) for the buckles on the bag.


- ▲ **WARNING:** The attachment points must be selected in such a way that the tail bag (1) will not slip!

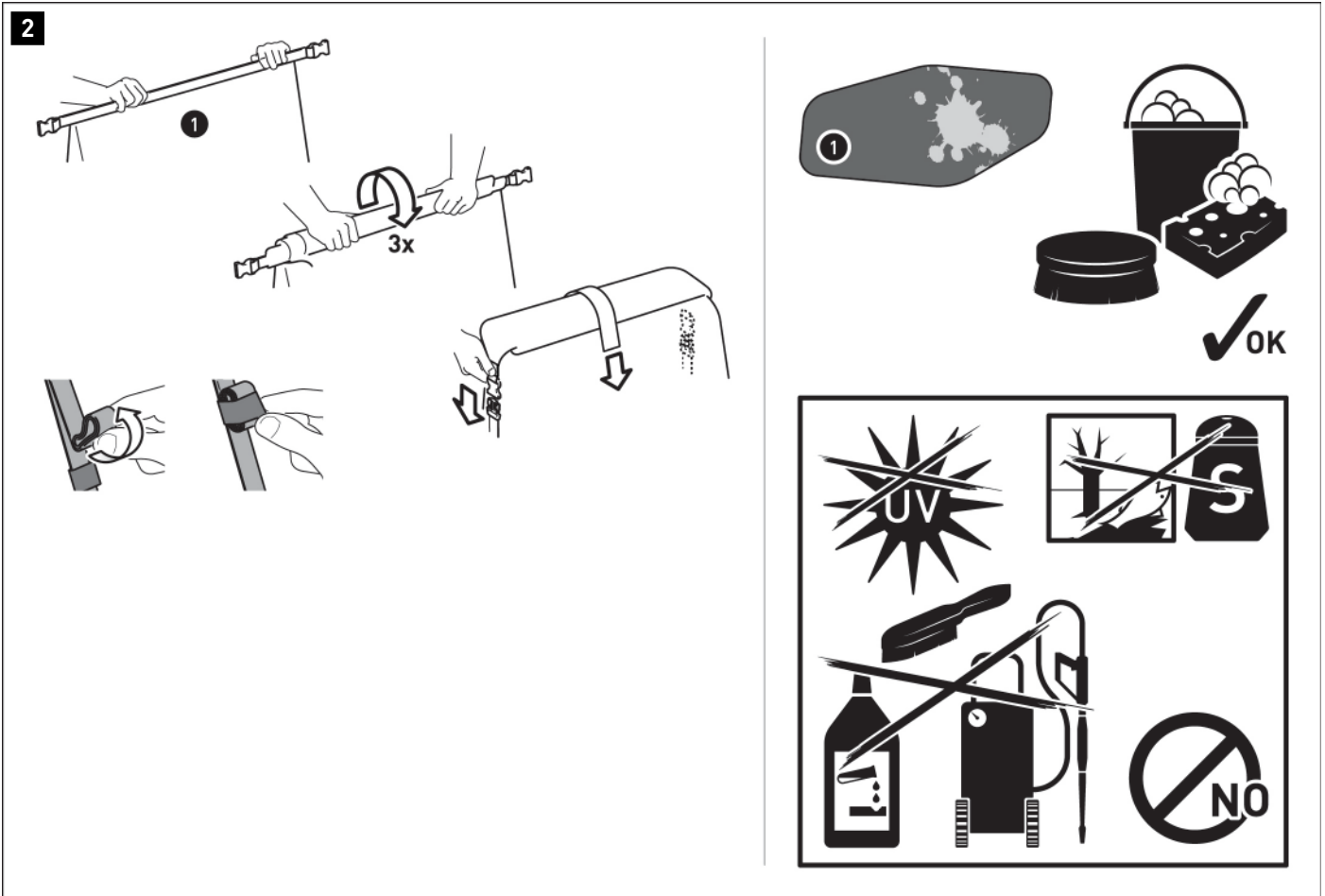
Then tighten the lashing straps (3).

Roll up the excess lengths of the lashing straps (3) and secure them using the elastic loops.

- ▲ **DANGER:** Ensure that no component of the tail bag can come into contact with hot or moving parts of the vehicle! Ensure that all components are at least 5 cm away from hot parts and the hot exhaust flow! To verify, thoroughly bounce the vehicle several times after mounting!

- ▲ **WARNING:** Check that the tail bag (1) is positioned properly and securely before departure and at every rest stop (every 200 km)!





Close the tail bag (1) as shown. To do so, roll the opening three times and close it with the buckles. Roll up the excess lengths of the buckle straps and secure them with the elastic loops. Additionally secure the opening with the sewn-on buckle strap. Simply connect the buckle strap over the closed opening and pull tight.

LOADING

- ⚠ **WARNING:** Never store sharp-edged, pointed or similar objects!
- ⚠ **DANGER:** MAXIMUM LOAD: 3 kg (6 lbs)!

CARE

- ⚠ **CAUTION:** Use **ONLY** a soft fabric brush, cloth or sponge and some warm soapy water when cleaning!
Then rinse with clean water.
- Do **NOT** use any harsh cleaning agents, abrasive cleaning utensils or pressure washer!
- Be sure to clean the product after winter driving to avoid salt damage.

⚠ **NOTE:** Surface materials can be subject to color changes (fading) in the event of prolonged and intensive exposure to sunlight and weather conditions (e.g. smog, acid rain, etc.)! SW-MOTECH is not responsible for this sort of wear.

PRODUCT-SPECIFIC NOTES

⚠ NOTE: Observe the country-specific regulations for registering/operating your vehicle or the applicable TÜV regulations. After assembly, have parts that are subject to registration entered in the vehicle documents by your test centre.

⚠ DANGER: Since this is a universal product, please make sure that the product can be attached and used properly and seamlessly on your vehicle type BEFORE using it for the first time! After attaching, check that all vehicle parts can move freely and function properly! Lamps such as taillights and turn light indicators must not be impeded in their function! Cables, wires and hoses should not rub and/or squeeze against anything!

⚠ DANGER: Carry out a comprehensive function check before driving!

⚠ DANGER: Check that the product is properly positioned before departure and at every rest stop (every 200 km)!

⚠ DANGER: The driving/braking behavior of the motorcycle changes noticeably after the attachment of this product!

⚠ DANGER: Lean angle and ground clearance may be restricted by this product!


⚠ DANGER: The maximum vehicle load specified by the vehicle manufacturer is applicable!

 see LOAD  ≤ 130km/h (≤ 80mph)

Item number: **BC.WPB.00.020.20000**

Revision: **00** · Date: **05 - 2023**

Drybag 260 tail bag

 ~ 0.5 h.

EASY  DIFFICULT


ENGLISH Thank you for choosing this premium product from SW-MOTECH. Visit our online shop for more information (e.g. model assignments). Required documents (e.g. national type approval) are available there for you to download.


Please read and understand all the instructions, safety information and warnings in these mounting instructions before mounting and using the product in order to avoid injury and damage. Keep these mounting instructions for reference.


This product was developed for vehicles in factory condition. Compatibility with original accessories or accessories from other manufacturers cannot be guaranteed.


These mounting instructions have been prepared to the best of our current knowledge. No legal claims relating to accuracy can be made. Errors and omissions excepted. We reserve the right to make technical and design changes. The copyright is held by SW-MOTECH.


SAFETY WARNING SYMBOL

 This warning symbol is used in these mounting instructions to warn of deadly dangers, injuries or other hazards. The words **DANGER, WARNING or CAUTION** are used as part of this warning symbol to convey important safety messages and information relating to the installation and use of this product. These words, together with the safety warning symbol, mean:


 **DANGER:** Indicates a hazardous situation which, if not avoided, will result in death or serious injury!


 **WARNING:** Indicates a hazardous situation which, if not avoided, may result in death or serious injury!

 **CAUTION:** Indicates a hazardous situation which, if not avoided, may result in minor or moderate injury!


 **NOTE:** Important information, but not relating to a risk of death or injury (property damage only)!

GENERAL INFORMATION


 **WARNING:** Assembly and/or maintenance of this product requires advanced technical skill, appropriate tools, and a good understanding of tool usage and torque specifications. For your own safety, SW-MOTECH recommends having the assembly and/or maintenance carried out by a qualified and certified motorcycle workshop.


 **WARNING:** If you do choose to assemble this product yourself, carefully and fully read the mounting instructions before assembly and use, and follow all instructions to avoid serious injury or death. Also observe all relevant information in the vehicle manual when mounting or using the product. **IF YOU DO NOT UNDERSTAND ANY PART OF THESE MOUNTING INSTRUCTIONS OR NEED AN EXPLANATION AS TO A SPECIFIC INSTRUCTION, DO NOT ATTEMPT TO INSTALL THIS PRODUCT WITHOUT CONSULTING SW-MOTECH FOR ASSISTANCE!**

PREPARATION: Read the mounting instructions carefully and make sure that all parts on the parts list are available.


 **CAUTION:** Ensure that your vehicle is standing securely. Switch off the engine and remove the ignition key. Allow the engine/exhaust to cool down if necessary. Disconnect the battery when working on the electrical system. Only use proper tools and always wear safety goggles and gloves during assembly and maintenance. Have a second person help you with assembly and maintenance.

ASSEMBLY: All parts and connections removed from the vehicle must be reinstalled according to the vehicle manufacturer's specifications or replaced with parts and hardware supplied by SW-MOTECH.

 **WARNING:** Secure all threads with a medium-strength liquid threadlocker, unless otherwise specified.

 **DANGER:** Tightening torques not defined by SW-MOTECH must be obtained from the vehicle manufacturer or a certified motorbike workshop.



FUNCTIONAL CHECK: After mounting the product, ensure that no moving parts are obstructed and that the function of the vehicle is not impeded. Cables and hoses must not rub against each other and/or be hindered in any way.

 **WARNING:** Carry out a comprehensive functionality check before you start to drive. Check the tightening torque of all connections and the tight fit of the product after the first 50 km and then at regular intervals. Mounted accessories can change the handling and stability of the vehicle.



SW-MOTECH GmbH & Co. KG
Ernteweg 7-10
35282 Rauschenberg
Germany



 info@sw-motech.com
 www.sw-motech.com



Take note of the symbols and what they mean in the ASSEMBLY section. If the term OEM appears in the ASSEMBLY section, the vehicle manufacturer's specifications must be observed and applied.



If you have any questions, please don't hesitate to contact our Customer Service team or our distributors. You can find our telephone number and a list of our distributors in our online shop:

www.sw-motech.com

PARTS LIST - READ AND KEEP MOUNTING INSTRUCTIONS!

1

1



BC.WPB.00.020.20000

 **1/1**

2




LSF.350.250


 **1/1**

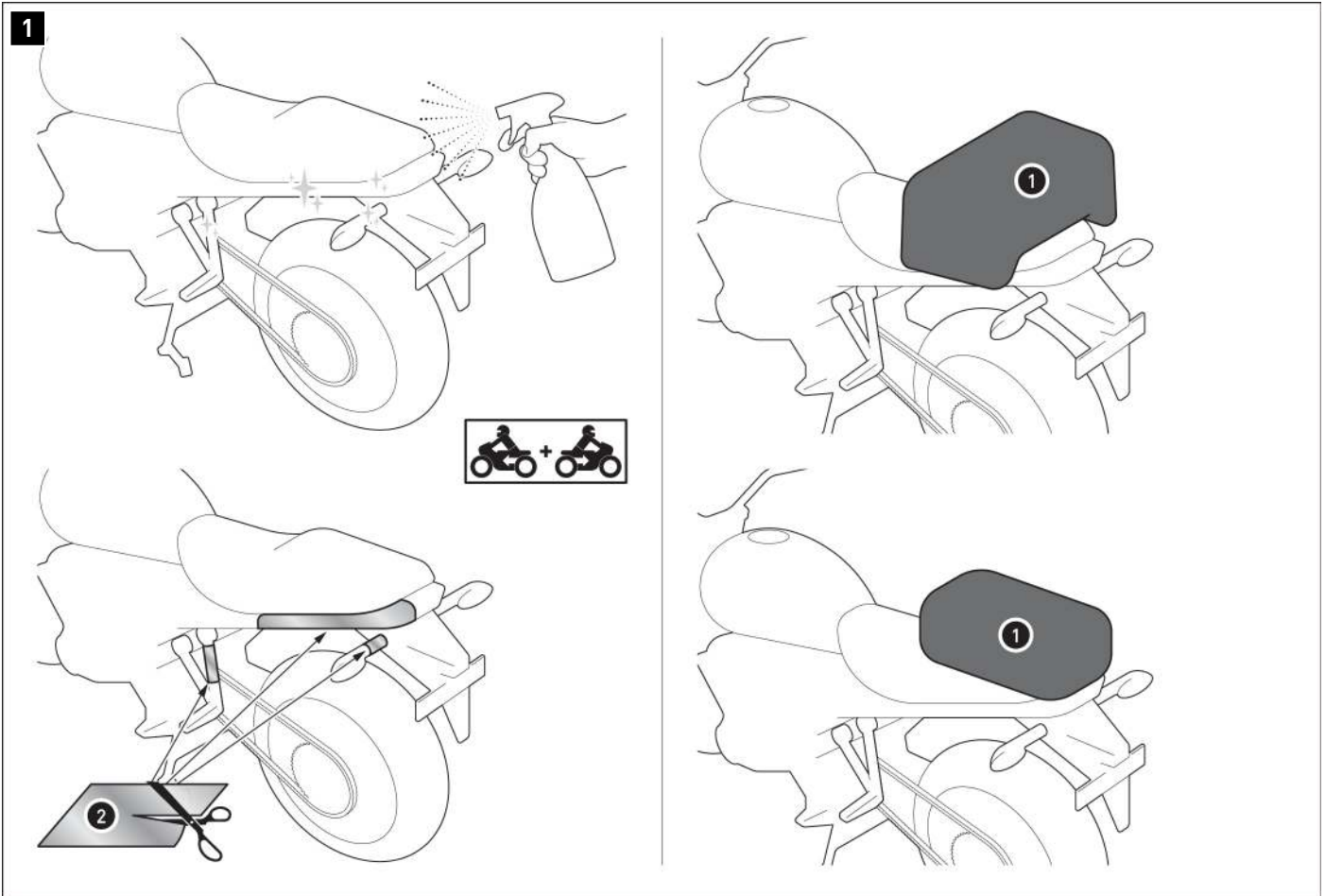
2

3



BC.ZUB.00.137.30000

 **1/1**




- ⚠ **WARNING:** Always wear eye and hand protection!
- ⚠ **WARNING:** Always use the proper tools!

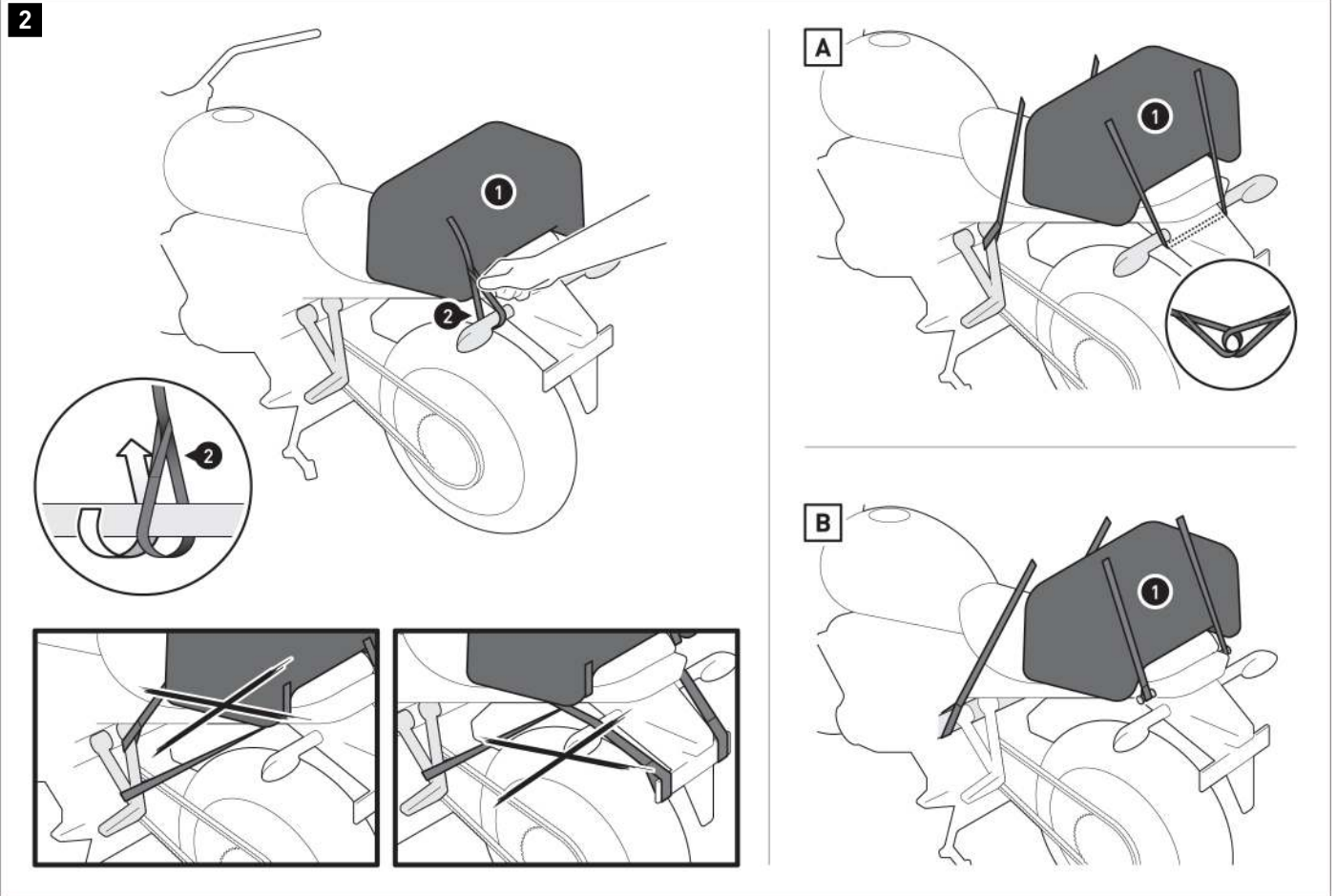
⚠ **NOTE:** The tail bag, vehicle and attachment shown will also serve as an example in the following steps.

⚠ **NOTE:** Dirt on the product and vehicle has an abrasive effect and may damage surfaces such as the paintwork. Protect ALL surfaces of the tail bag and loop straps with the enclosed adhesive protective foil (2) to avoid damage to the paintwork and any abrasion. Thoroughly clean the respective surface to ensure it is free of grease and dirt residue before applying the adhesive protective foil. Sharp-edged corners must especially be protected! After attaching the tail bag, check whether the affected areas of the vehicle are adequately protected. SW-MOTECH is not responsible for damage to the paintwork and abrasion.

Place your tail bag (1) on the back of your vehicle.

⚠ **CAUTION:** To prevent the rain from permeating into the tail bag (1) from the headwind, align the opening in the opposite direction you are traveling in!

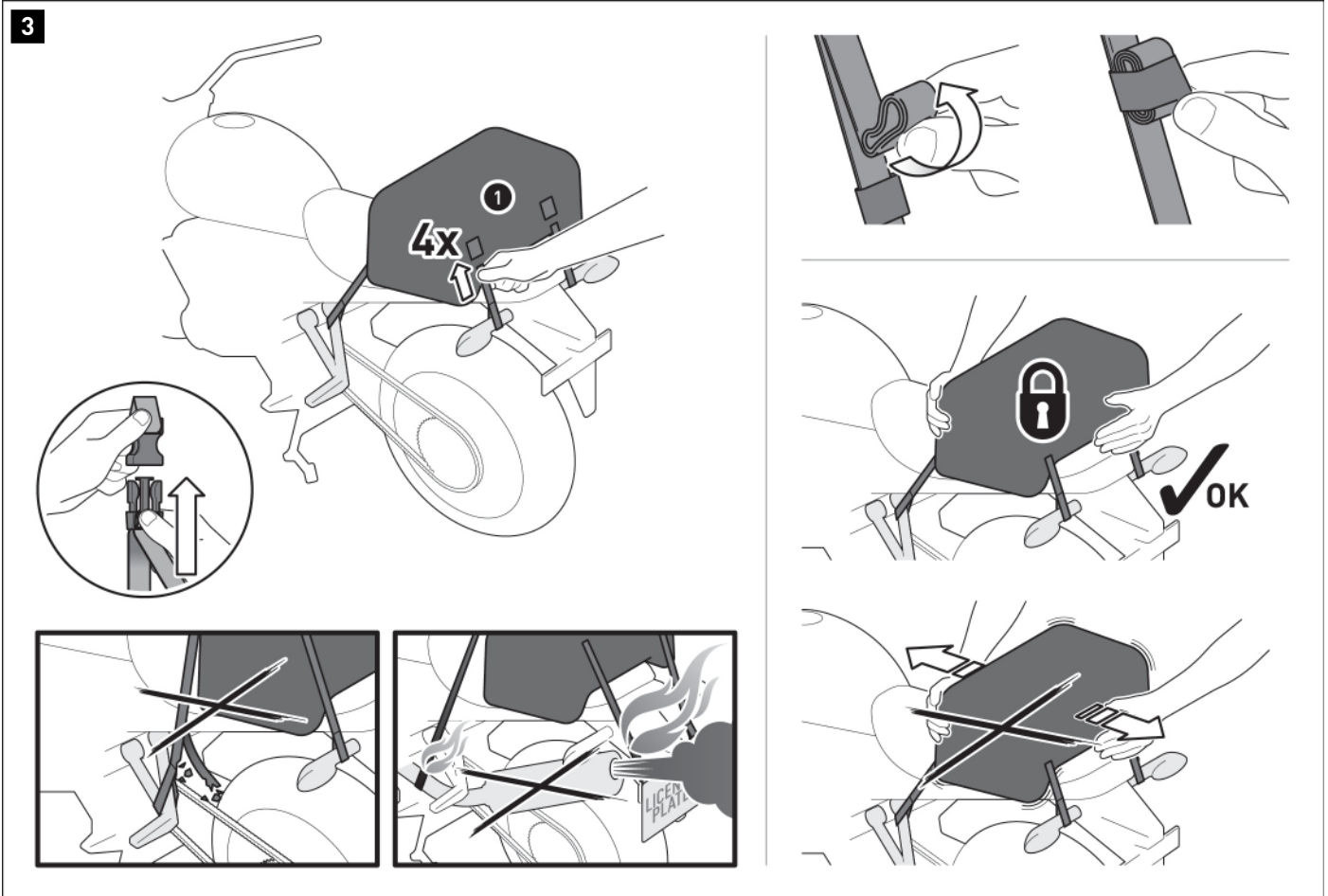




Loop the lashing straps [3] at **FOUR** suitable and resilient attachment points on the vehicle, as shown in the drawing and the example drawings[A] and[B] shown (ex. B. footrest mount, vehicle frame, luggage hook, etc.). Be sure to attach the appropriate lashing strap to the attachment points (male to female; female to male) for the buckles on the bag.



▲ WARNING: The attachment points must be selected in such a way that the tail bag (1) will not slip! To do so, clamp the tail bag (1) forwards to the two front attachment points and backwards to the two rear attachment points!

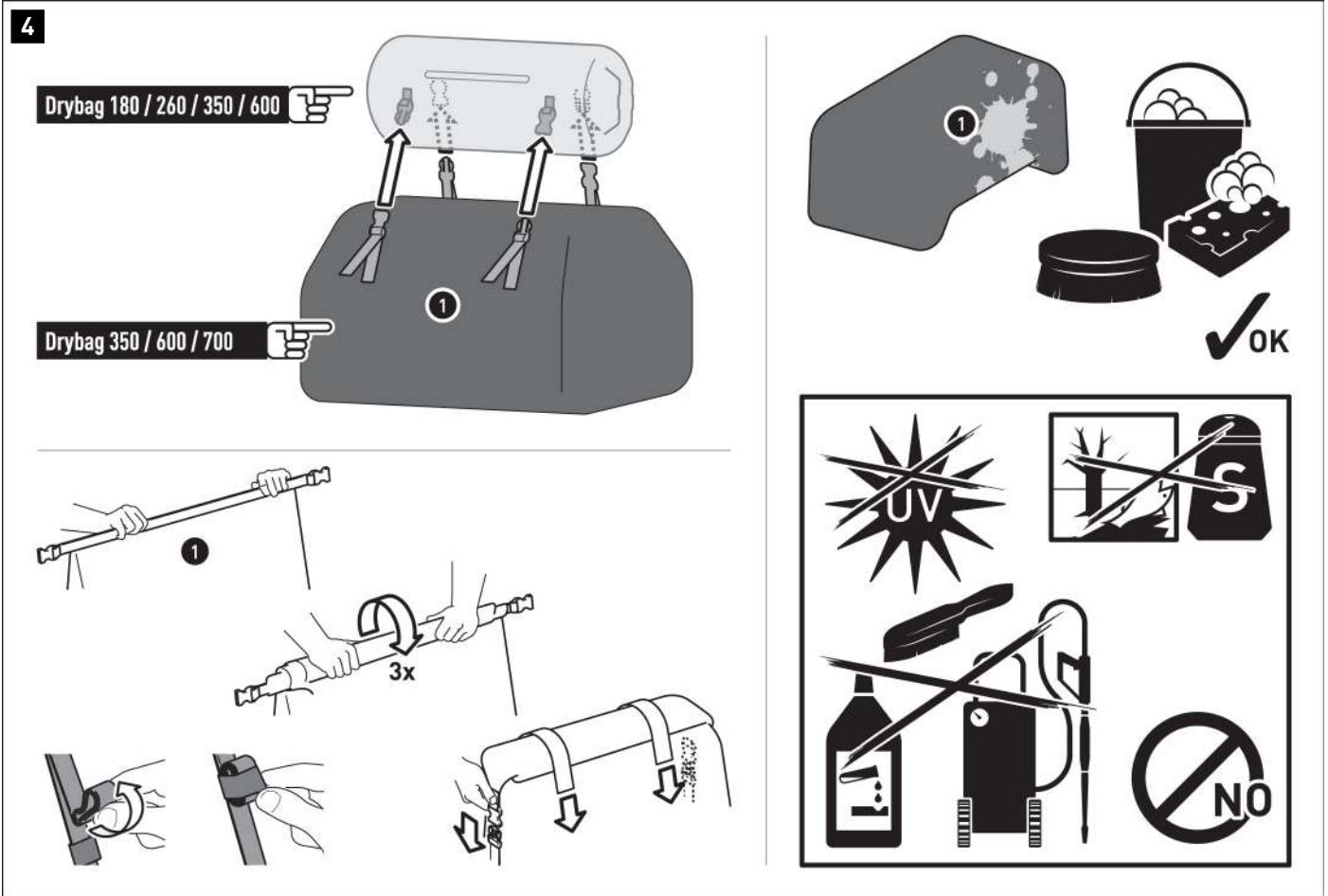


Connect the lashing straps (3) to the tail bag (1). Then tighten the lashing straps (3).

⚠ DANGER: Ensure that no component of the tail bag can come into contact with hot or moving parts of the vehicle! Ensure that all components are at least 5 cm away from hot parts and the hot exhaust flow! To verify, thoroughly bounce the vehicle several times after mounting!

Roll up the excess lengths of the lashing straps (3) and secure them using the elastic loops.

⚠ WARNING: Check that the tail bag (1) is positioned properly and securely before departure and at every rest stop (every 200 km)!



The tail bags are designed to be attached to other tail bags from the Drybag series. Connect the tail bags using the buckles (**max. TWO tail bags on top of each other per vehicle; the LOWER bag must be larger than the UPPER bag**). Then ensure that all buckles are correctly positioned and securely held.

Close the tail bag (1) as shown. To do so, roll the opening three times and close it with the buckles. Roll up the excess lengths of the buckle straps and secure them with the elastic loops.

If no second bag is used: additionally secure the opening with the sewn-on buckle straps. To do so, simply connect the buckle straps over the closed opening, pull tight, roll up any excess and secure it to the straps with the Velcro straps (Drybag 350/600/700 only).

⚠ NOTE: Select SW-MOTECH products can be looped onto the attached MOLLE attachments (only Drybag 350/600/700)!

LOADING

⚠ WARNING: Never store sharp-edged, pointed or similar objects!
⚠ DANGER: MAXIMUM LOAD: 6 kg (13 lbs)!

CARE

⚠ CAUTION: Use ONLY a soft fabric brush, cloth or sponge and some warm soapy water when cleaning!
 Then rinse with clean water.

Do NOT use any harsh cleaning agents, abrasive cleaning utensils or pressure washer!
 Be sure to clean the product after winter driving to avoid salt damage.

⚠ NOTE: Surface materials can be subject to color changes (fading) in the event of prolonged and intensive exposure to sunlight and weather conditions (e.g. smog, acid rain, etc.)! SW-MOTECH is not responsible for this sort of wear.

PRODUCT-SPECIFIC NOTES

⚠ NOTE: Observe the country-specific regulations for registering/operating your vehicle or the applicable TÜV regulations. After assembly, have parts that are subject to registration entered in the vehicle documents by your test centre.

⚠ DANGER: Since this is a universal product, please make sure that the product can be attached and used properly and seamlessly on your vehicle type BEFORE using it for the first time! After attaching, check that all vehicle parts can move freely and function properly! Lamps such as taillights and turn light indicators must not be impeded in their function! Cables, wires and hoses should not rub and/or squeeze against anything!

⚠ DANGER: Carry out a comprehensive function check before driving!


⚠ DANGER: Check that the product is properly positioned before departure and at every rest stop (every 200 km)!

⚠ DANGER: The driving/braking behavior of the motorcycle changes noticeably after the attachment of this product!

⚠ DANGER: Lean angle and ground clearance may be restricted by this product!

⚠ DANGER: The maximum vehicle load specified by the vehicle manufacturer is applicable!

 see LOAD  ≤ 130km/h (≤ 80mph)

Item number: **BC.WPB.00.026.10000**Revision: **00** · Date: **12 - 2023****Leg Bag WP** ~ 0.25 h.EASY      DIFFICULT


ENGLISH Thank you for choosing this premium product from SW-MOTECH. Visit our online shop for more information (e.g. model assignments). Required documents (e.g. national type approval) are available there for you to download.


Please read and understand all the instructions, safety information and warnings in these mounting instructions before mounting and using the product in order to avoid injury and damage. Keep these mounting instructions for reference.


This product was developed for vehicles in factory condition. Compatibility with original accessories or accessories from other manufacturers cannot be guaranteed.


These mounting instructions have been prepared to the best of our current knowledge. No legal claims relating to accuracy can be made. Errors and omissions excepted. We reserve the right to make technical and design changes. The copyright is held by SW-MOTECH.


SAFETY WARNING SYMBOL

 This warning symbol is used in these mounting instructions to warn of deadly dangers, injuries or other hazards. The words **DANGER**, **WARNING** or **CAUTION** are used as part of this warning symbol to convey important safety messages and information relating to the installation and use of this product. These words, together with the safety warning symbol, mean:


 **DANGER:** Indicates a hazardous situation which, if not avoided, will result in death or serious injury!


 **WARNING:** Indicates a hazardous situation which, if not avoided, may result in death or serious injury!

 **CAUTION:** Indicates a hazardous situation which, if not avoided, may result in minor or moderate injury!


 **NOTE:** Important information, but not relating to a risk of death or injury (property damage only)!

GENERAL INFORMATION


 **WARNING:** Assembly and/or maintenance of this product requires advanced technical skill, appropriate tools, and a good understanding of tool usage and torque specifications. For your own safety, SW-MOTECH recommends having the assembly and/or maintenance carried out by a qualified and certified motorcycle workshop.


 **WARNING:** If you do choose to assemble this product yourself, carefully and fully read the mounting instructions before assembly and use, and follow all instructions to avoid serious injury or death. Also observe all relevant information in the vehicle manual when mounting or using the product. IF YOU DO NOT UNDERSTAND ANY PART OF THESE MOUNTING INSTRUCTIONS OR NEED AN EXPLANATION AS TO A SPECIFIC INSTRUCTION, DO NOT ATTEMPT TO INSTALL THIS PRODUCT WITHOUT CONSULTING SW-MOTECH FOR ASSISTANCE!

PREPARATION: Read the mounting instructions carefully and make sure that all parts on the parts list are available.


 **CAUTION:** Ensure that your vehicle is standing securely. Switch off the engine and remove the ignition key. Allow the engine/exhaust to cool down if necessary. Disconnect the battery when working on the electrical system. Only use proper tools and always wear safety goggles and gloves during assembly and maintenance. Have a second person help you with assembly and maintenance.

ASSEMBLY: All parts and connections removed from the vehicle must be reinstalled according to the vehicle manufacturer's specifications or replaced with parts and hardware supplied by SW-MOTECH.

 **WARNING:** Secure all threads with a medium-strength liquid threadlocker, unless otherwise specified.

 **DANGER:** Tightening torques not defined by SW-MOTECH must be obtained from the vehicle manufacturer or a certified motorbike workshop.



FUNCTIONAL CHECK: After mounting the product, ensure that no moving parts are obstructed and that the function of the vehicle is not impeded. Cables and hoses must not rub against each other and/or be hindered in any way.

 **WARNING:** Carry out a comprehensive functionality check before you start to drive. Check the tightening torque of all connections and the tight fit of the product after the first 50 km and then at regular intervals. Mounted accessories can change the handling and stability of the vehicle.



SW-MOTECH GmbH & Co. KG
Ernteweg 7-10
35282 Rauschenberg
Germany



 info@sw-motech.com
 www.sw-motech.com



Take note of the symbols and what they mean in the ASSEMBLY section. If the term OEM appears in the ASSEMBLY section, the vehicle manufacturer's specifications must be observed and applied.



If you have any questions, please don't hesitate to contact our Customer Service team or our distributors. You can find our telephone number and a list of our distributors in our online shop:

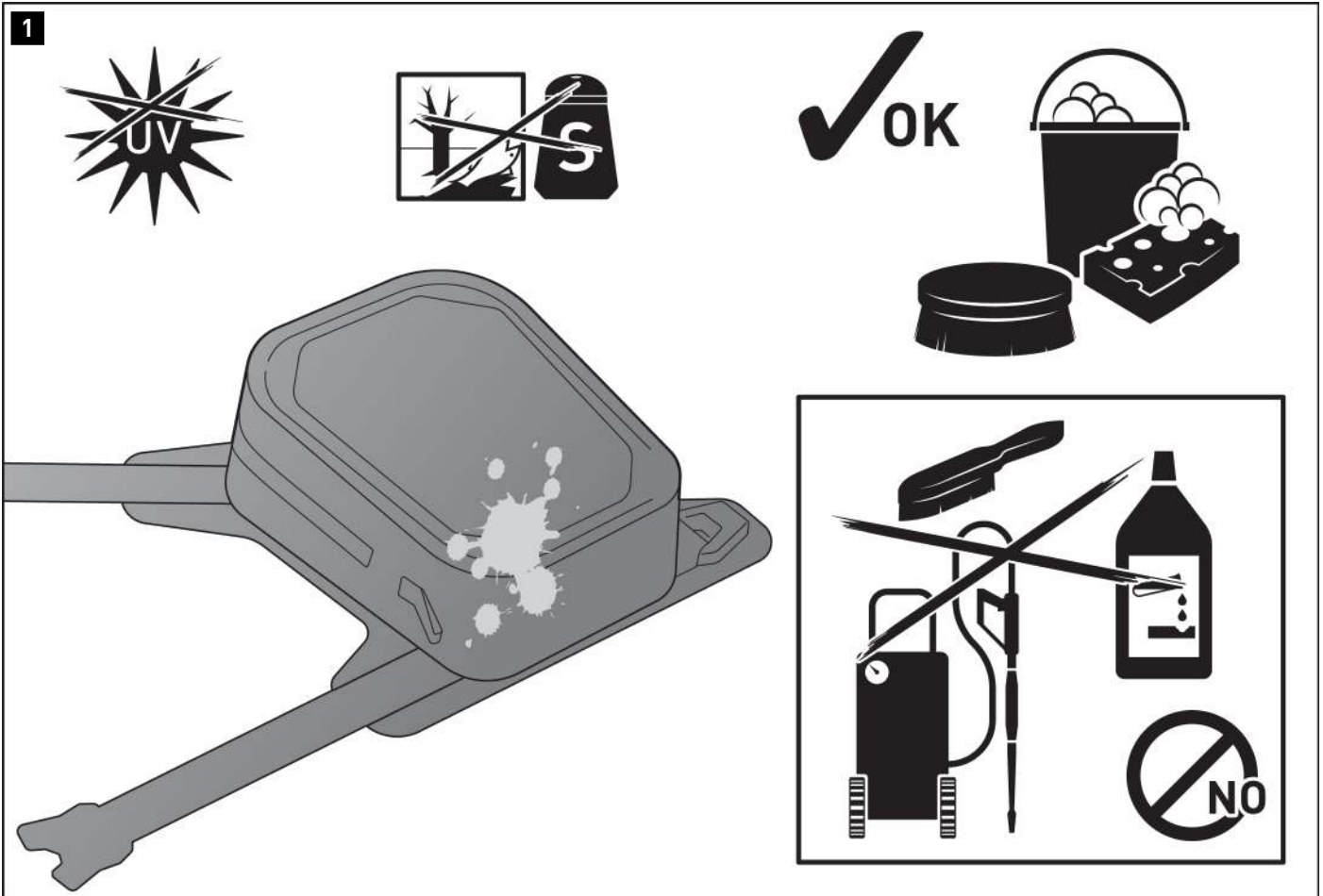
www.sw-motech.com

1



BC.WPB.00.026.10000

 1/1



- ⚠ **WARNING:** Always wear eye and hand protection!
- ⚠ **WARNING:** Always use the proper tools!

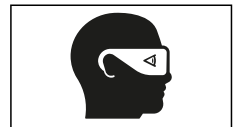
LOADING

- ⚠ **WARNING:** Never store sharp-edged, pointed or similar objects!
- ⚠ **DANGER:** MAXIMUM LOAD: 1 kg (2.2 lbs)

CARE

- ⚠ **CAUTION:** Use **ONLY** a soft fabric brush, cloth or sponge and some warm soapy water when cleaning! Then rinse with clean water.
- Do **NOT** use any harsh cleaning agents, utensils or pressure washer!
- Be sure to clean the product after winter driving in order to avoid damage from the salt.

⚠ **NOTE:** Surface materials can be subject to color changes (fading) in the event of prolonged and intensive exposure to sunlight and weather conditions (e.g. smog, acid rain, etc.)! SW-MOTECH is not responsible for this sort of wear.



PRODUCT-SPECIFIC NOTES

⚠ NOTE: *Observe the country-specific regulations for the registration/operation of your vehicle or applicable TÜV regulations. After assembly, have parts that are subject to registration entered in the vehicle documents by your test centre.*

